

The Pacific Community - SPC

Proposed New Walkway
Beumont Road, Narere

Architectural Drawings - December 2022



10 Tower Street, Suva, Fiji Island
PO Box 15734, Suva, Fiji Islands
o : +679 337 0955
m : +679 926 5400
e : jono.orton@gmail.com
w : www.ortonarchitects.com

DRAWING INDEX SHEET	
Project Name :	Proposed New Walkway for SPC Narere Campus
	DRAWING SCHEDULE
2106	TENDER DRAWINGS

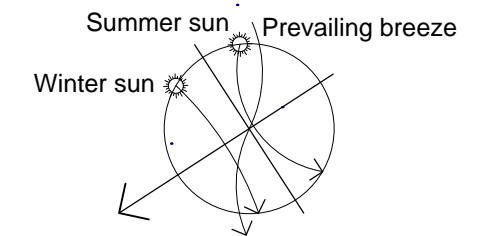


A Series	ARCHITECTURAL DRAWINGS		Scale	Doc Size	Rev No
A 000	Architectural	Drawing Index Sheet	NTS	A3	-
A 001	Architectural	Site & Locality Plan	1 : 1000	A3	-
A 100	Architectural	Zone A Existing Plan	1 : 100	A3	-
A 101	Architectural	Zone A Dimensioned Plan	1 : 100	A3	-
A 102	Architectural	Zone A Roof Plan	1 : 100	A3	-
A 103	Architectural	Zone A Elevations	1 : 100	A3	-
A 110	Architectural	Zone B Existing Plan	1 : 100	A3	-
A 111	Architectural	Zone B Existing Plan Continued	1 : 100	A3	-
A 112	Architectural	Zone B Existing Plan Continued	1 : 100	A3	-
A 113	Architectural	Zone B Dimensioned Plan	1 : 100	A3	-
A 114	Architectural	Zone B Dimensioned Plan Continued	1 : 100	A3	-
A 115	Architectural	Zone B Dimensioned Plan Continued	1 : 100	A3	-
A 116	Architectural	Zone B Roof Plan	1 : 100	A3	-
A 117	Architectural	Zone B Roof Plan Continued	1 : 100	A3	-
A 118	Architectural	Zone B Roof Plan Continued	1 : 100	A3	-
A 119	Architectural	Zone B Elevations	1 : 100	A3	-
A 120	Architectural	Zone B Elevations	1 : 100	A3	-
A 130	Architectural	Zone C Existing Plan	1 : 200	A3	-
A 131	Architectural	Zone C Dimensioned Plan	1 : 100	A3	-
A 132	Architectural	Zone C Roof Plan	1 : 100	A3	-
A 133	Architectural	Zone C Elevations	1 : 100	A3	-
A 140	Architectural	Zone D Existing Plan	1 : 200	A3	-
A 141	Architectural	Zone D Dimensioned Plan	1 : 100	A3	-
A 142	Architectural	Zone D Roof Plan	1 : 100	A3	-
A 143	Architectural	Zone D Elevations	1 : 100	A3	-
A 150	Architectural	Sections	1 : 50	A3	-
A 151	Architectural	Sections	1 : 50	A3	-
E Series	ELECTRICAL DRAWINGS		Scale	Doc Size	Rev No
E 100	Electrical	Site Zone Location and Zone A Lighting Setout Plan	As Shown	A3	-
E 101	Electrical	Zone A and C Lighting Setout Plan	1 : 200	A3	-
E 102	Electrical	Zone B and D Lighting Setout Plan	1 : 200	A3	-

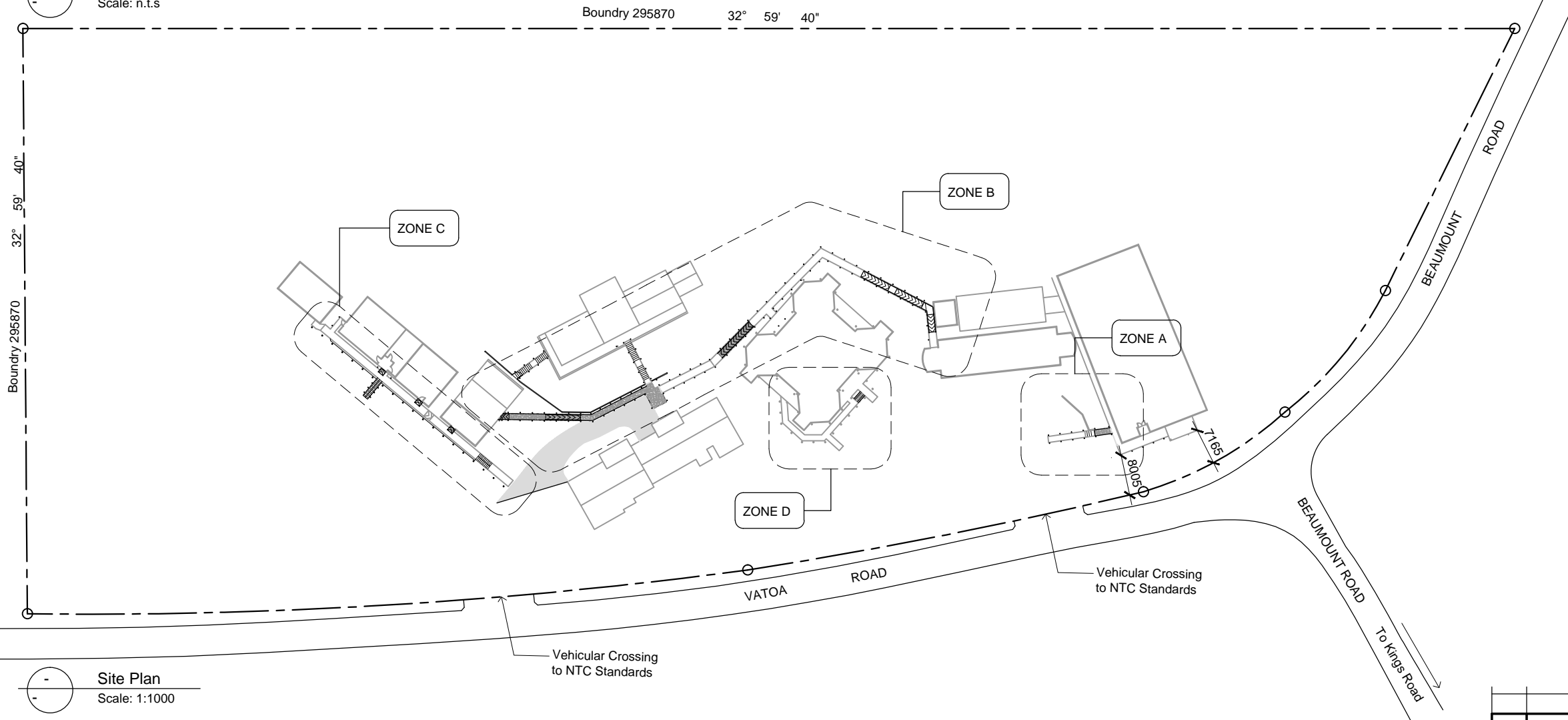
H Series	HYDRAULICS DRAWINGS		Scale	Doc Size	Rev No
H 100	Hydraulics	Zone A Stormwater Drainage Plan and Details	As Shown	A3	-
H 101	Hydraulics	Zone B and C Stormwater drainage plan	1 : 200	A3	-
H 102	Hydraulics	Zone B and D Stormwater drainage plan	1 : 200	A3	-
S Series	STRUCTURAL DRAWINGS		Scale	Doc Size	Rev No
S 000	Structural	Structural Notes	N/A	A3	R00
S 100	Structural	Zone A-Foundation Plan	1 : 100	A3	R00
S 101	Structural	Zone B-Foundation Plan	1 : 100	A3	R00
S 102	Structural	Zone B-Foundation Plan Continued	1 : 100	A3	R00
S 103	Structural	Zone B-Foundation Plan Continued	1 : 100	A3	R00
S 104	Structural	Zone C-Foundation Plan	1 : 100	A3	R00
S 105	Structural	Zone D-Foundation Plan	1 : 100	A3	R00
S 110	Structural	Zone A-Roof Framing Plan	1 : 100	A3	R00
S 111	Structural	Zone B-Roof Framing Plan	1 : 100	A3	R00
S 112	Structural	Zone B-Roof Framing Plan Continued	1 : 100	A3	R00
S 113	Structural	Zone B-Roof Framing Plan Continued	1 : 100	A3	R00
S 114	Structural	Zone B-Roof Framing Plan Continued	1 : 100	A3	R00
S 115	Structural	Zone C-Roof Framing Plan	1 : 100	A3	R00
S 116	Structural	Zone D-Roof Framing Plan	1 : 100	A3	R00
S 117	Structural	Construction Details	1 : 10	A3	R00
S 118	Structural	Construction Details	1 : 10	A3	R00
S 119	Structural	Construction Details	1 : 10	A3	R00
S 120	Structural	Construction Details	1 : 10	A3	R00



LEGAL DESCRIPTION	
LOT	1
DSS	DSS 849
DP	-
SHOP AREA	27810sqm
OWNERSHIP	CROWN FREEHOLD LAND



Locality Plan
Scale: n.t.s



Site Plan
Scale: 1:1000

REV.	DATE	DESCRIPTION

Project No.	Drawing No.	Revision No.
2206	A001	R--

THE CONTRACTOR shall verify all dimensions before commencing any work
 COPYRIGHT - in all drawing specifications and other documents and in the work executed from them remains the property of ORTON ARCHITECTS.
 DIMENSIONS - Confirm all dimensions and profiles with architectural details. Do not scale.

Client :

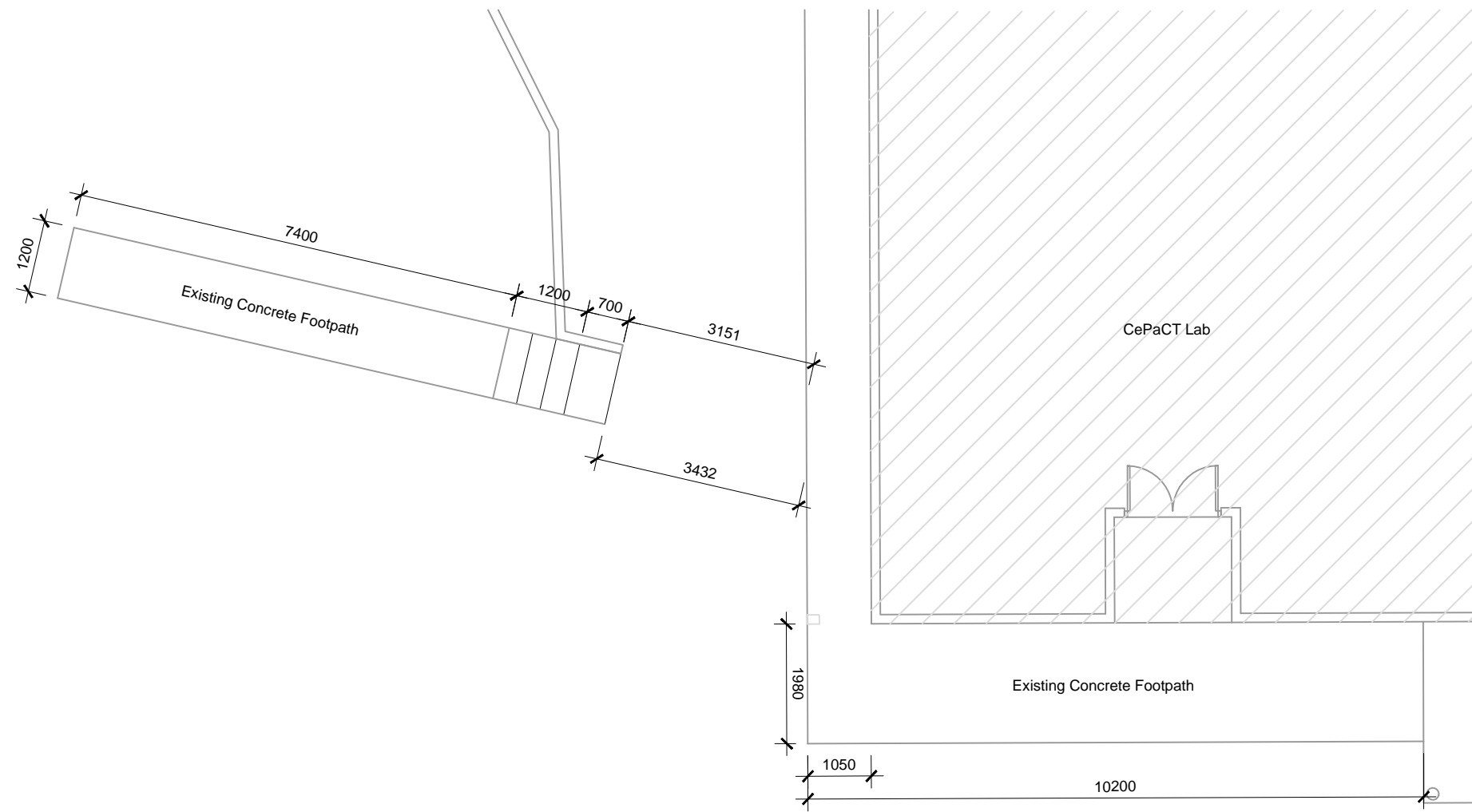
Architects :

10 Tower Street, Suva, Fiji Island
 PO Box 15734, Suva, Fiji Islands
 o : +679 337 0955
 m : +679 926 5400
 e : jono.orton@gmail.com
 w : www.ortonarchitects.com

Project Title :
Proposed Walkway at SPC Narere Campus

Drawing Title :
Site & Locality Plan

Scale : 1 : 1000 Design : JO
 Checked : JO Drawn : vs
 Date : 06 February 2023



THE CONTRACTOR shall verify all dimensions before commencing any work
 COPYRIGHT - in all drawing specifications and other documents and in the work executed from them remains the property of ORTON ARCHITECTS.
 DIMENSIONS - Confirm all dimensions and profiles with architectural details. Do not scale.

Client :



Architects :



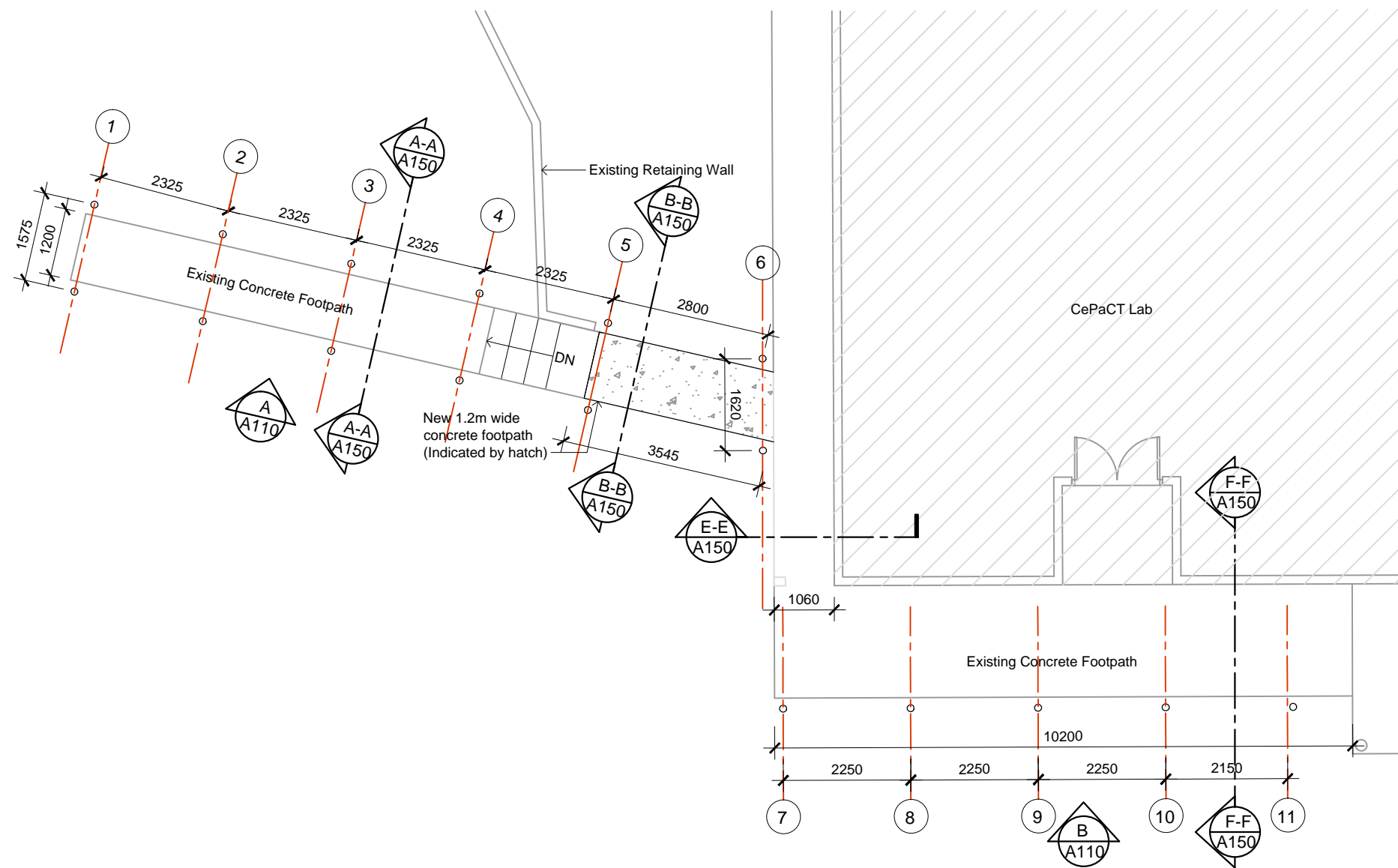
10 Tower Street, Suva, Fiji Island
 PO Box 15734, Suva, Fiji Islands
 o : +679 337 0955
 m : +679 926 5400
 e : jono.orton@gmail.com
 w : www.ortonarchitects.com

Project Title :
Proposed Walkway at SPC Narere Campus

Drawing Title :
Zone A-Existing Plan

Scale : 1 : 100 Design : JO
 Checked : JO Drawn : vs
 Date : 06 February 2023

REV.	DATE	DESCRIPTION		
		Project No.	Drawing No.	Revision No.
		2206	A100	R--



THE CONTRACTOR shall verify all dimensions before commencing any work
 COPYRIGHT - in all drawing specifications and other documents and in the work executed from them remains the property of ORTON ARCHITECTS.
 DIMENSIONS - Confirm all dimensions and profiles with architectural details. Do not scale.

Client :



Architects :



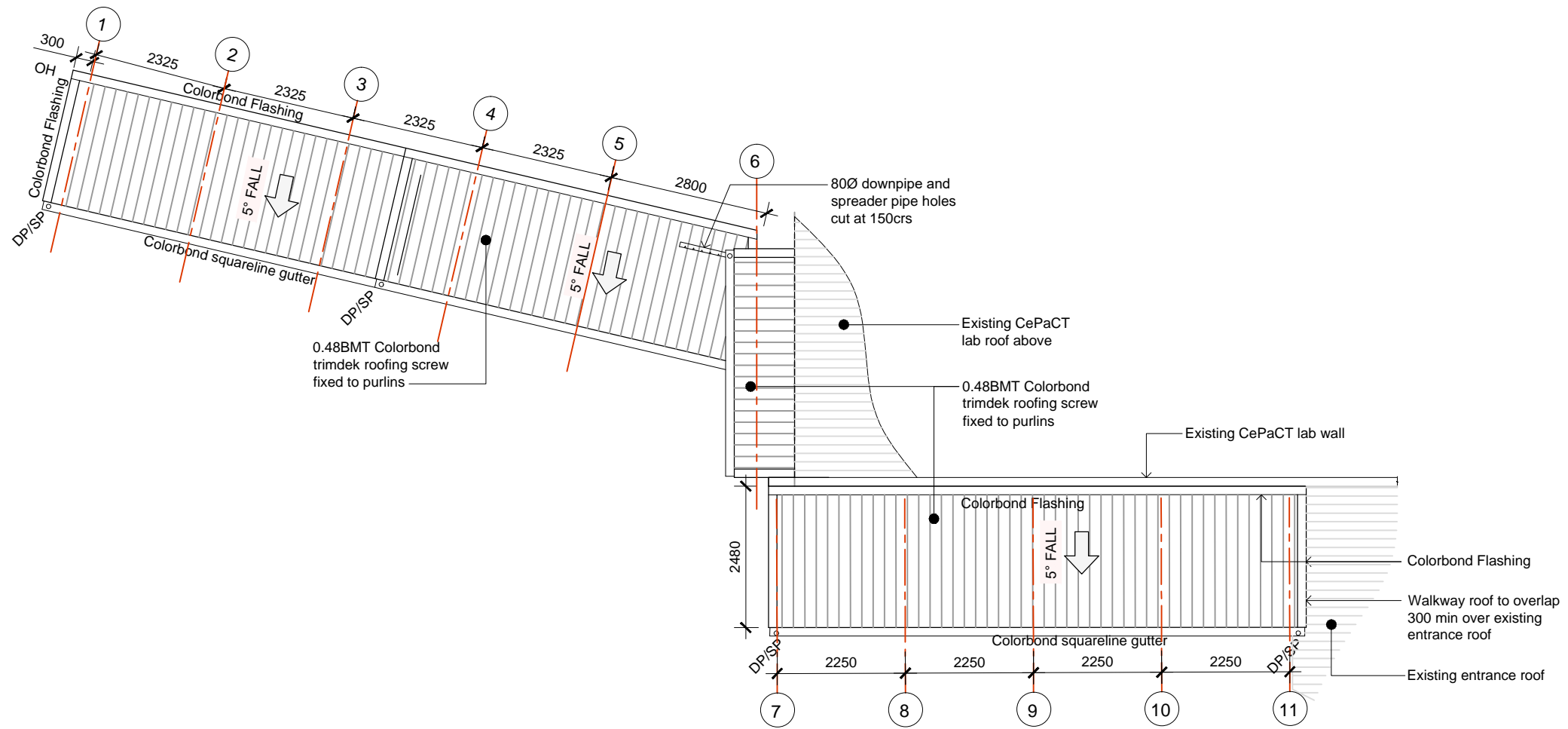
10 Tower Street, Suva, Fiji Island
 PO Box 15734, Suva, Fiji Islands
 o : +679 337 0955
 m : +679 926 5400
 e : jono.orton@gmail.com
 w : www.ortonarchitects.com

Project Title :
Proposed Walkway at SPC Narere Campus

Drawing Title :
Zone A-Dimensioned Plan

Scale : 1 : 100 Design : JO
 Checked : JO Drawn : vs
 Date : 06 February 2023

REV.	DATE	DESCRIPTION		
		Project No.	Drawing No.	Revision No.
		2206	A101	R--



THE CONTRACTOR shall verify all dimensions before commencing any work
 COPYRIGHT - in all drawing specifications and other documents and in the work executed from them remains the property of ORTON ARCHITECTS.
 DIMENSIONS - Confirm all dimensions and profiles with architectural details. Do not scale.

Client :

Architects :

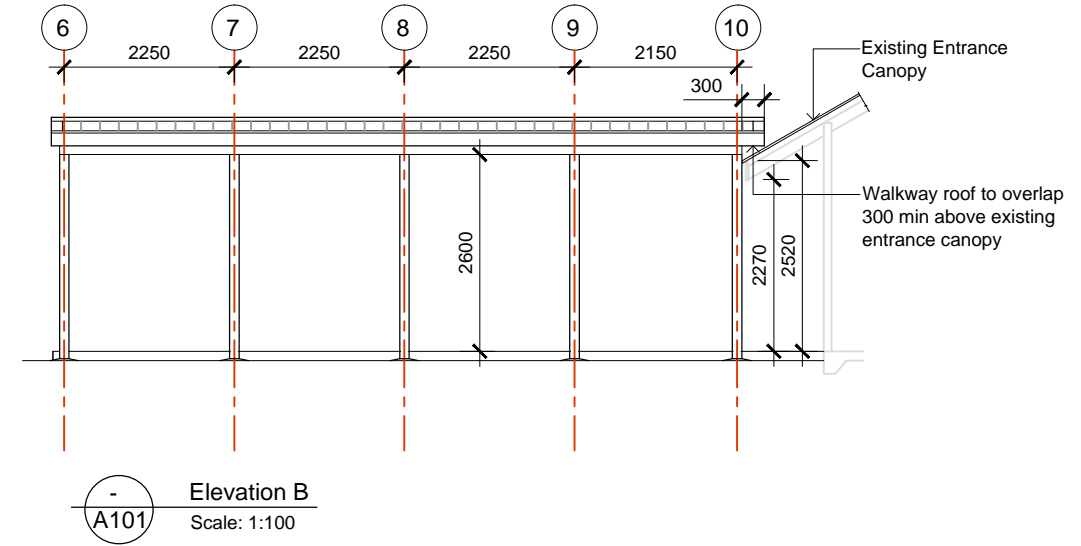
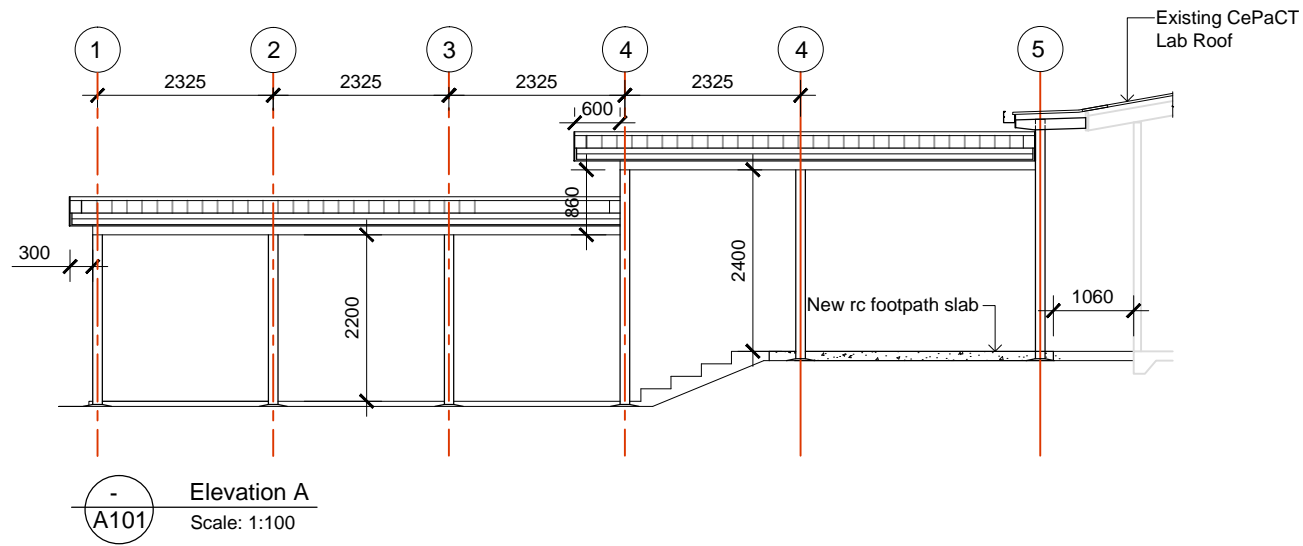
10 Tower Street, Suva, Fiji Island
 PO Box 15734, Suva, Fiji Islands
 o : +679 337 0955
 m : +679 926 5400
 e : jono.orton@gmail.com
 w : www.ortonarchitects.com

Project Title :
Proposed Walkway at SPC Narere Campus

Drawing Title :
Zone A-Roof Plan

Scale : 1 : 100 Design : JO
 Checked : JO Drawn : vs
 Date : 06 February 2023

REV.	DATE	DESCRIPTION	
		Project No.	Drawing No.
		2206	A102
			Revision No.
			R--



THE CONTRACTOR shall verify all dimensions before commencing any work
 COPYRIGHT - in all drawing specifications and other documents and in the work executed from them remains the property of ORTON ARCHITECTS.
 DIMENSIONS - Confirm all dimensions and profiles with architectural details. Do not scale.

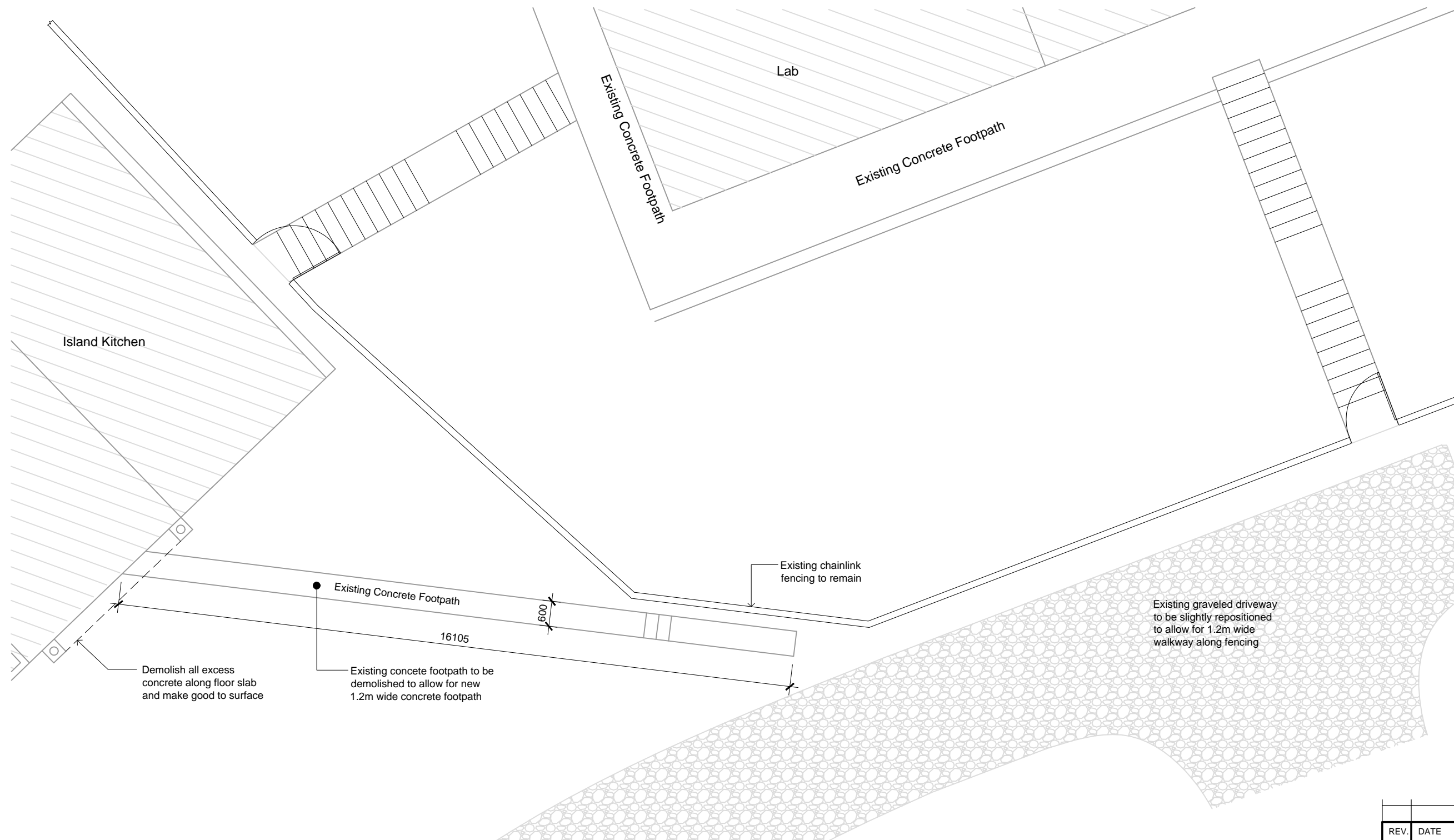


Project Title :
Proposed Walkway at SPC Narere Campus

Drawing Title :
Zone A-Elevations

Scale : 1 : 100 Design : JO
 Checked : JO Drawn : vs
 Date : 06 February 2023

REV.	DATE	DESCRIPTION	
		Project No.	Drawing No.
		2206	A103
			Revision No.
			R--



THE CONTRACTOR shall verify all dimensions before commencing any work
 COPYRIGHT - in all drawing specifications and other documents and in the work executed from them remains the property of ORTON ARCHITECTS.
 DIMENSIONS - Confirm all dimensions and profiles with architectural details. Do not scale.

Client :



Architects :



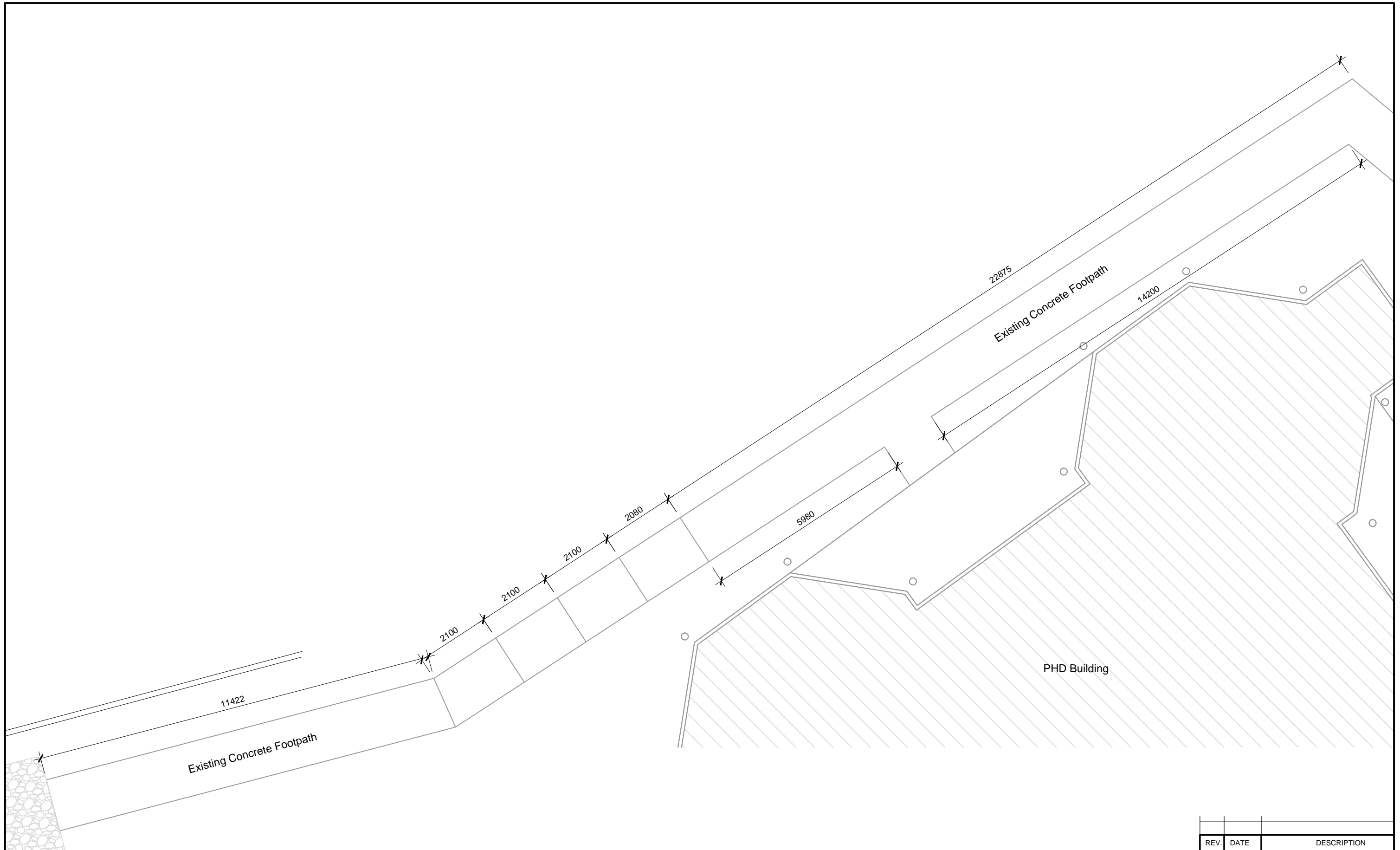
10 Tower Street, Suva, Fiji Island
 PO Box 15734, Suva, Fiji Islands
 o : +679 337 0955
 m : +679 926 5400
 e : jono.orton@gmail.com
 w : www.ortonarchitects.com

Project Title :
Proposed Walkway at SPC Narere Campus

Drawing Title :
Zone B-Existing Plan

Scale : 1 : 100 Design : JO
 Checked : JO Drawn : vs
 Date : 06 February 2023

REV.	DATE	DESCRIPTION		
		Project No.	Drawing No.	Revision No.
		2206	A110	R--



THE CONTRACTOR shall verify all dimensions before commencing any work
 COPYRIGHT - in all drawing specifications and other documents and in the work executed from them remains the property of ORTON ARCHITECTS.
 DIMENSIONS - Confirm all dimensions and profiles with architectural details. Do not scale.

Client :



Architects :



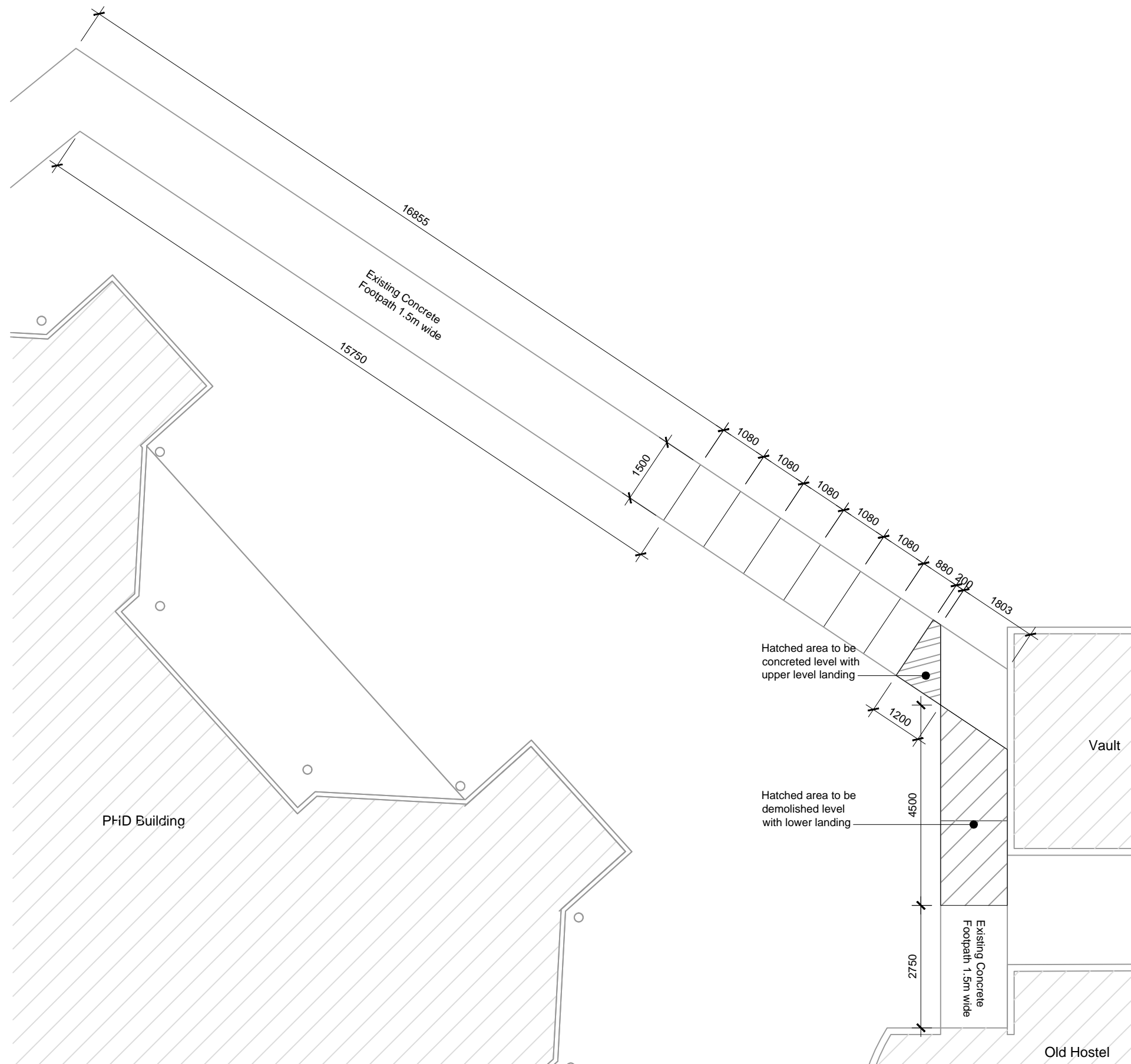
10 Tower Street, Suva, Fiji Island
 PO Box 15734, Suva, Fiji Islands
 o : +679 337 0955
 m : +679 926 5400
 e : jono.orton@gmail.com
 w : www.ortonarchitects.com

Project Title :
Proposed Walkway at SPC Narere Campus

Drawing Title :
Zone B-Existing Plan Continued

Scale : 1 : 100 Design : JO
 Checked : JO Drawn : vs
 Date : 06 February 2023

REV.	DATE	DESCRIPTION	
		Project No.	Drawing No.
		2206	A111
			Revision No.
			R--



REV.	DATE	DESCRIPTION

Project No.	Drawing No.	Revision No.
2206	A112	R--

THE CONTRACTOR shall verify all dimensions before commencing any work
 COPYRIGHT - in all drawing specifications and other documents and in the work executed from them remains the property of ORTON ARCHITECTS.
 DIMENSIONS - Confirm all dimensions and profiles with architectural details. Do not scale.

Client :

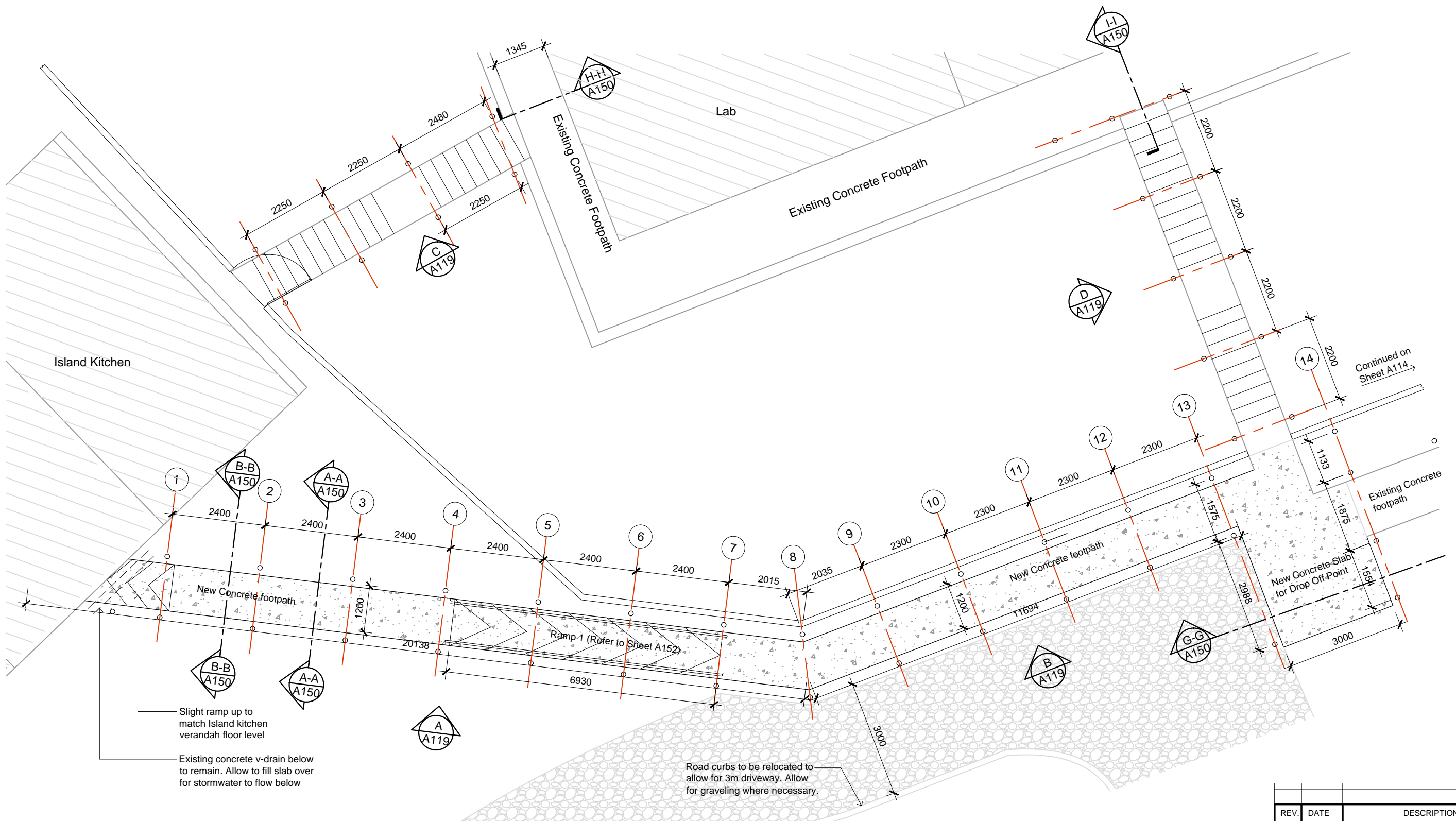
Architects :

10 Tower Street, Suva, Fiji Island
 PO Box 15734, Suva, Fiji Islands
 o : +679 337 0955
 m : +679 926 5400
 e : jono.orton@gmail.com
 w : www.ortonarchitects.com

Project Title :
Proposed Walkway at SPC Narere Campus

Drawing Title :
Zone B-Existing Plan Continued

Scale : 1 : 100 Design : JO
 Checked : JO Drawn : vs
 Date : 06 February 2023



THE CONTRACTOR shall verify all dimensions before commencing any work
 COPYRIGHT - in all drawing specifications and other documents and in the work executed from them remains the property of ORTON ARCHITECTS.
 DIMENSIONS - Confirm all dimensions and profiles with architectural details. Do not scale.

Client :



Architects :



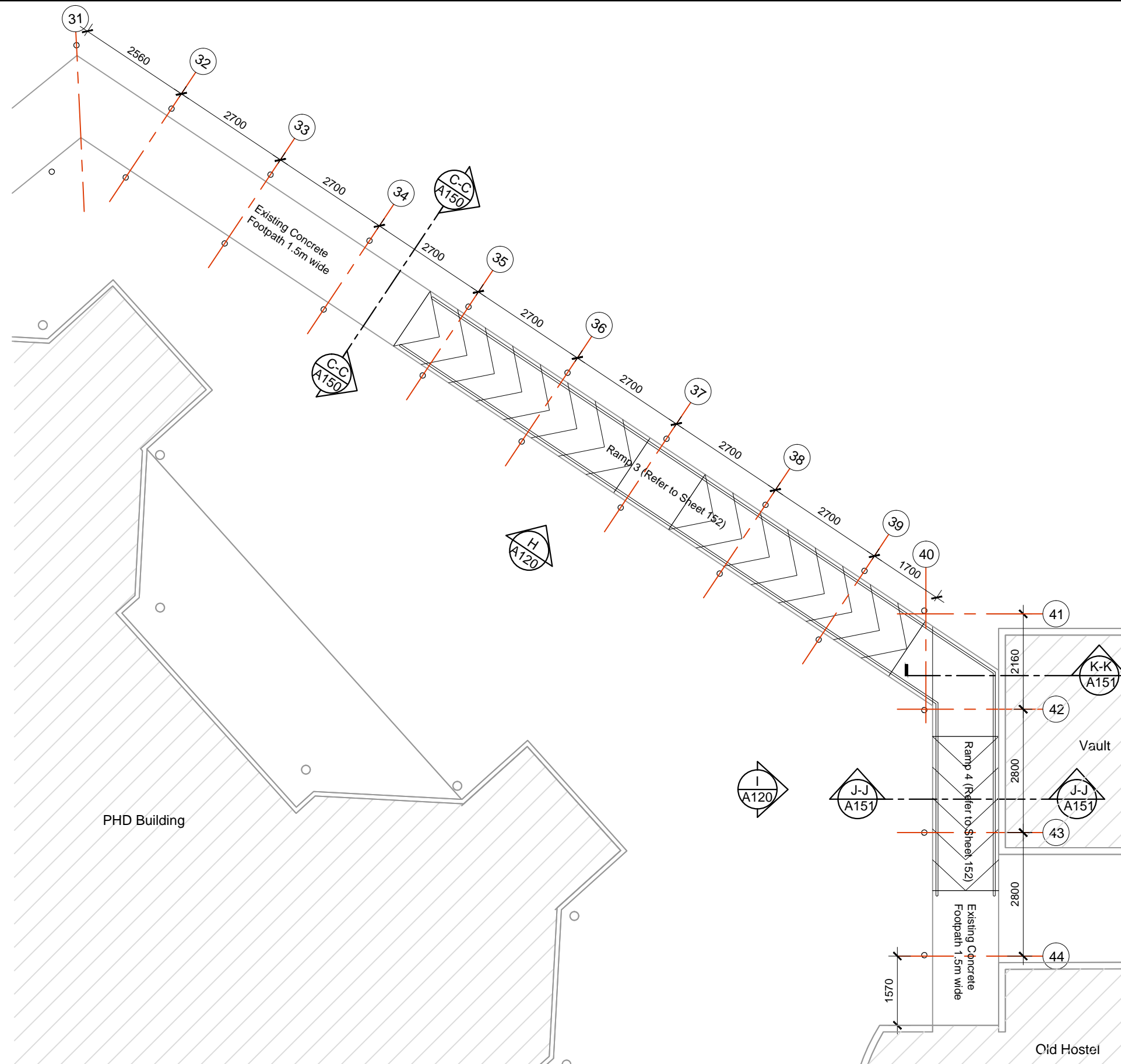
10 Tower Street, Suva, Fiji Island
 PO Box 15734, Suva, Fiji Islands
 o : +679 337 0955
 m : +679 926 5400
 e : jono.orton@gmail.com
 w : www.ortonarchitects.com

Project Title :
Proposed Walkway at SPC Narere Campus

Drawing Title :
Zone B-Dimensioned Plan

Scale : 1 : 100 Design : JO
 Checked : JO Drawn : vs
 Date : 06 February 2023

REV.	DATE	DESCRIPTION
Project No.	Drawing No.	Revision No.
2206	A113	R--



THE CONTRACTOR shall verify all dimensions before commencing any work
 COPYRIGHT - in all drawing specifications and other documents and in the work executed from them remains the property of ORTON ARCHITECTS.
 DIMENSIONS - Confirm all dimensions and profiles with architectural details. Do not scale.

Client :



Architects :



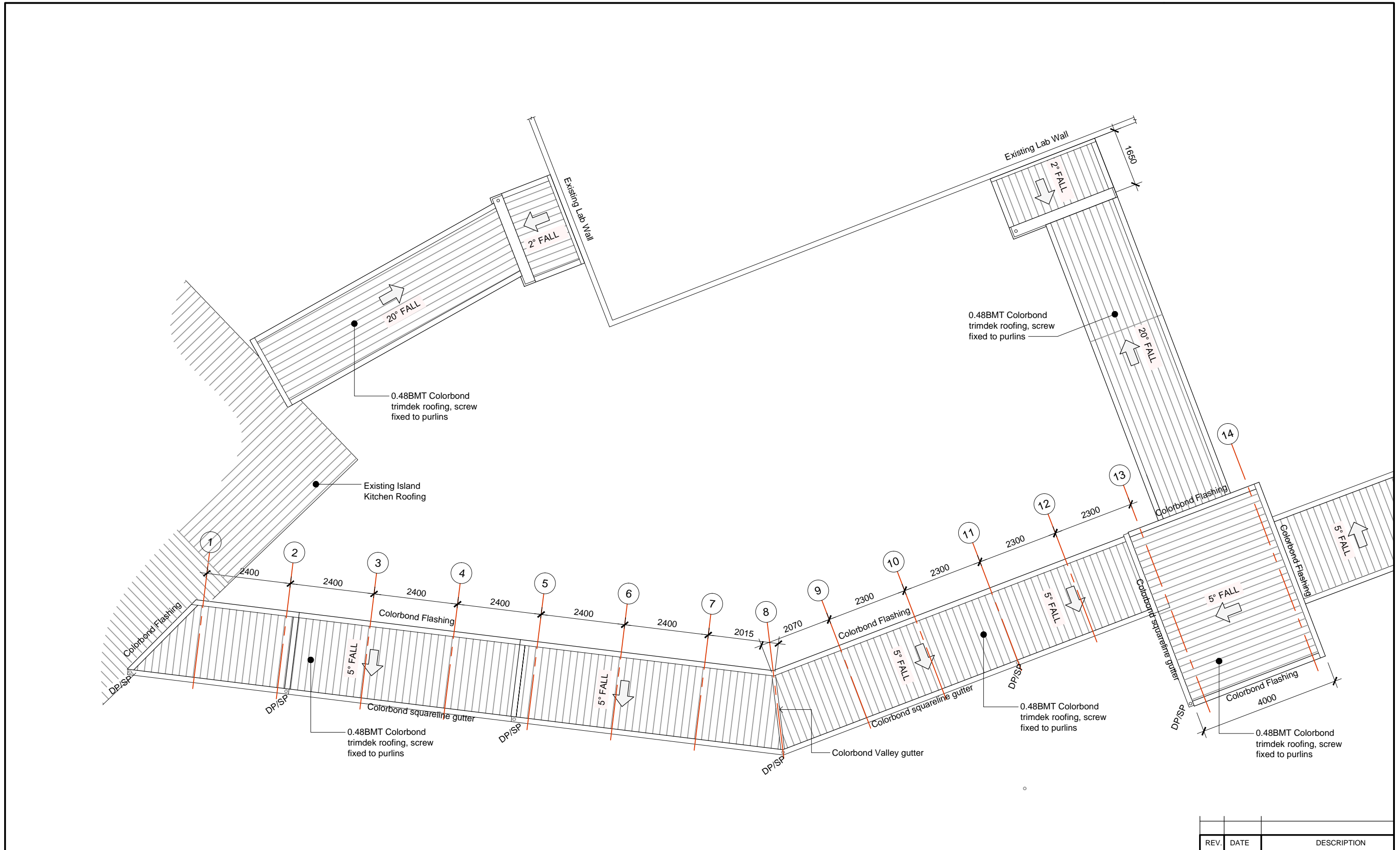
10 Tower Street, Suva, Fiji Island
 PO Box 15734, Suva, Fiji Islands
 o : +679 337 0955
 m : +679 926 5400
 e : jono.orton@gmail.com
 w : www.ortonarchitects.com

Project Title :
Proposed Walkway at SPC Narere Campus

Drawing Title :
Zone B-Dimensioned Plan Continued

Scale : 1 : 100 Design : JO
 Checked : JO Drawn : vs
 Date : 06 February 2023

REV.	DATE	DESCRIPTION	
		Project No.	Drawing No.
		2206	A115
			Revision No.
			R--



THE CONTRACTOR shall verify all dimensions before commencing any work
 COPYRIGHT - in all drawing specifications and other documents and in the work executed from them remains the property of ORTON ARCHITECTS.
 DIMENSIONS - Confirm all dimensions and profiles with architectural details. Do not scale.

Client :



Architects :



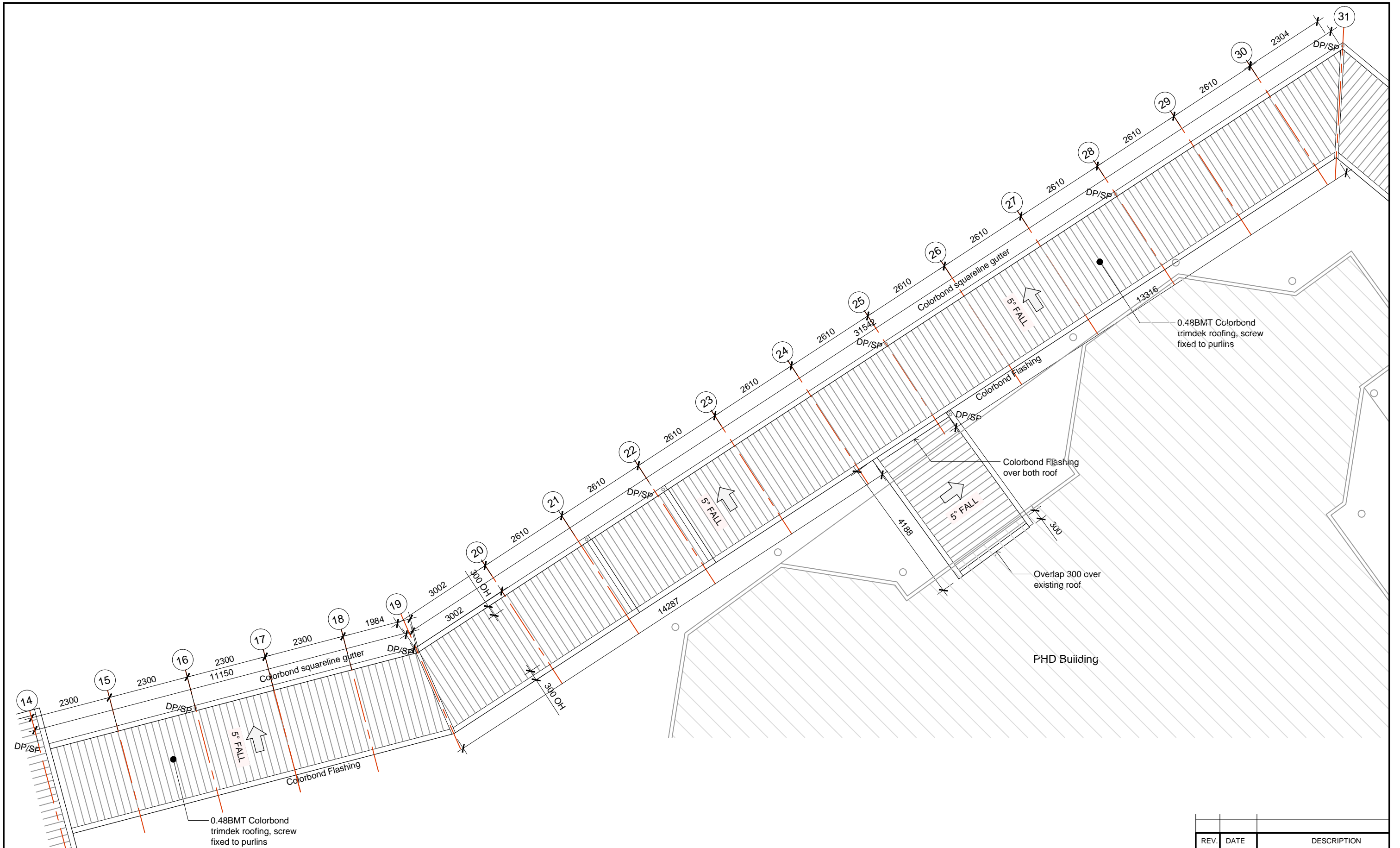
10 Tower Street, Suva, Fiji Island
 PO Box 15734, Suva, Fiji Islands
 o : +679 337 0955
 m : +679 926 5400
 e : jono.orton@gmail.com
 w : www.ortonarchitects.com

Project Title :
Proposed Walkway at SPC Narere Campus

Drawing Title :
Zone B-Roof Plan

Scale : 1 : 100 Design : JO
 Checked : JO Drawn : vs
 Date : 06 February 2023

REV.	DATE	DESCRIPTION
Project No.	Drawing No.	Revision No.
2206	A116	R--



THE CONTRACTOR shall verify all dimensions before commencing any work
 COPYRIGHT - in all drawing specifications and other documents and in the work executed from them remains the property of ORTON ARCHITECTS.
 DIMENSIONS - Confirm all dimensions and profiles with architectural details. Do not scale.

Client :



Architects :



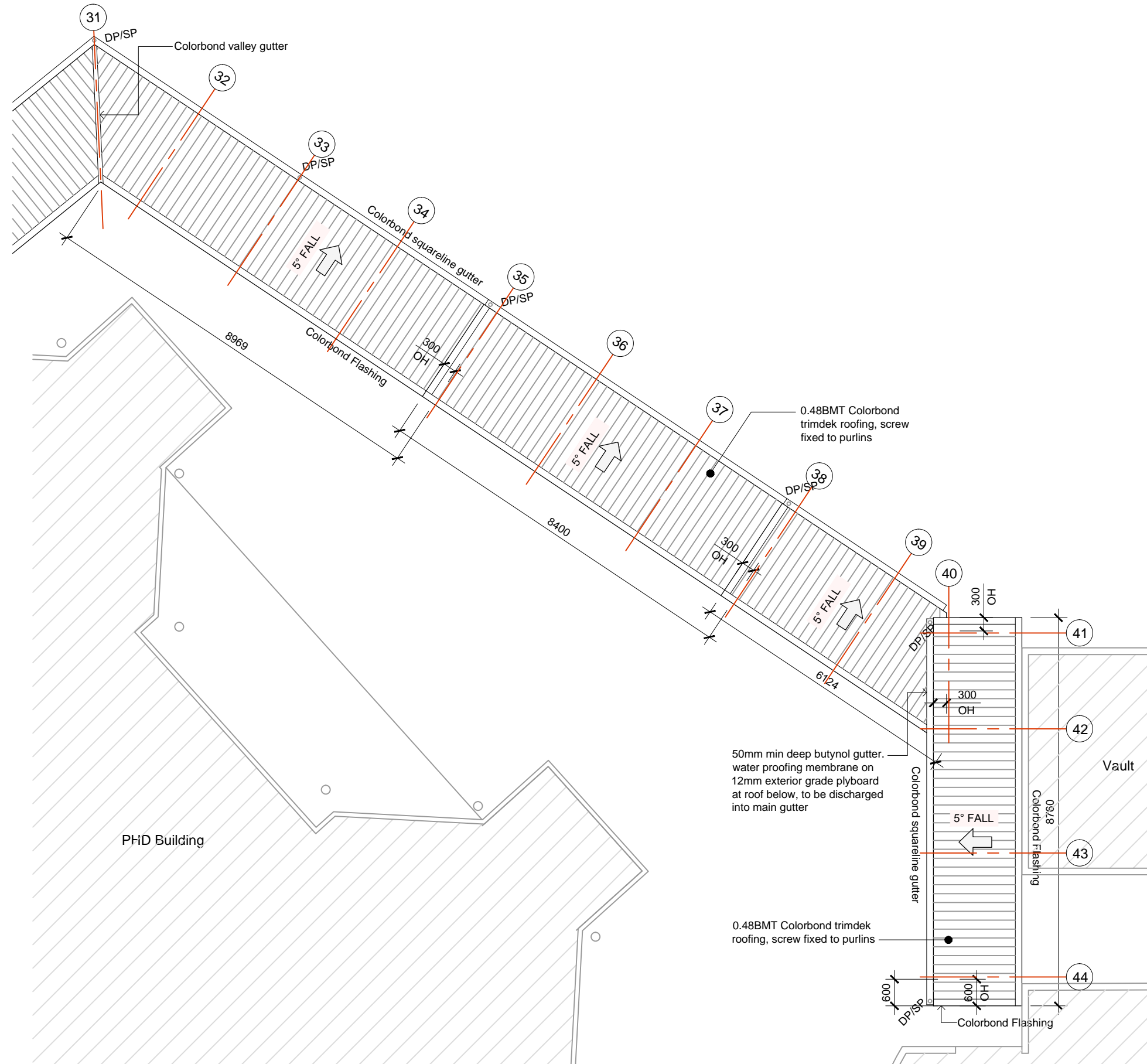
10 Tower Street, Suva, Fiji Island
 PO Box 15734, Suva, Fiji Islands
 o : +679 337 0955
 m : +679 926 5400
 e : jono.orton@gmail.com
 w : www.ortonarchitects.com

Project Title :
Proposed Walkway at SPC Narere Campus

Drawing Title :
Zone B-Roof Plan

Scale : 1 : 100 Design : JO
 Checked : JO Drawn : vs
 Date : 06 February 2023

REV.	DATE	DESCRIPTION	
		Project No.	Drawing No.
		2206	A117
			Revision No.
			R--



REV.	DATE	DESCRIPTION

Project No.	Drawing No.	Revision No.
2206	A118	R--

THE CONTRACTOR shall verify all dimensions before commencing any work
 COPYRIGHT - in all drawing specifications and other documents and in the work executed from them remains the property of ORTON ARCHITECTS.
 DIMENSIONS - Confirm all dimensions and profiles with architectural details. Do not scale.

Client :

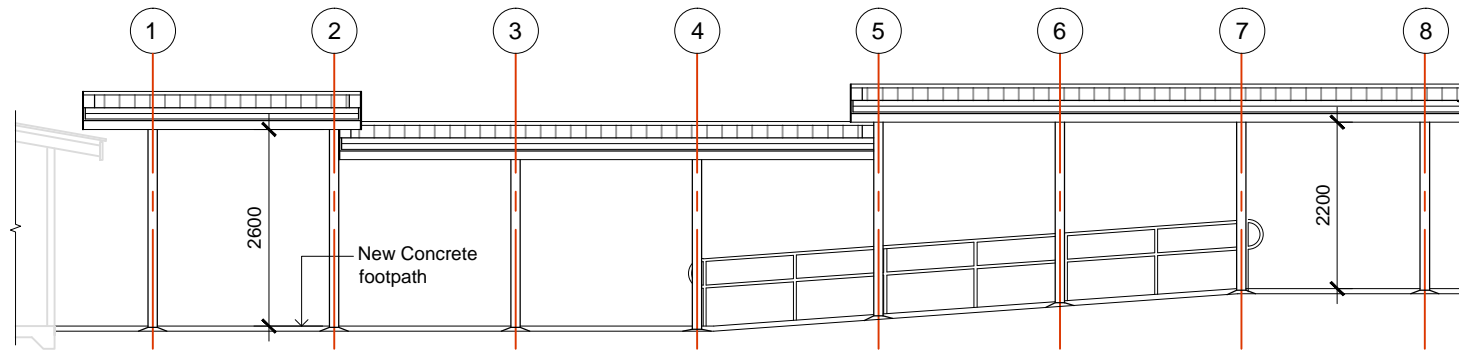
Architects :

10 Tower Street, Suva, Fiji Island
 PO Box 15734, Suva, Fiji Islands
 o : +679 337 0955
 m : +679 926 5400
 e : jono.orton@gmail.com
 w : www.ortonarchitects.com

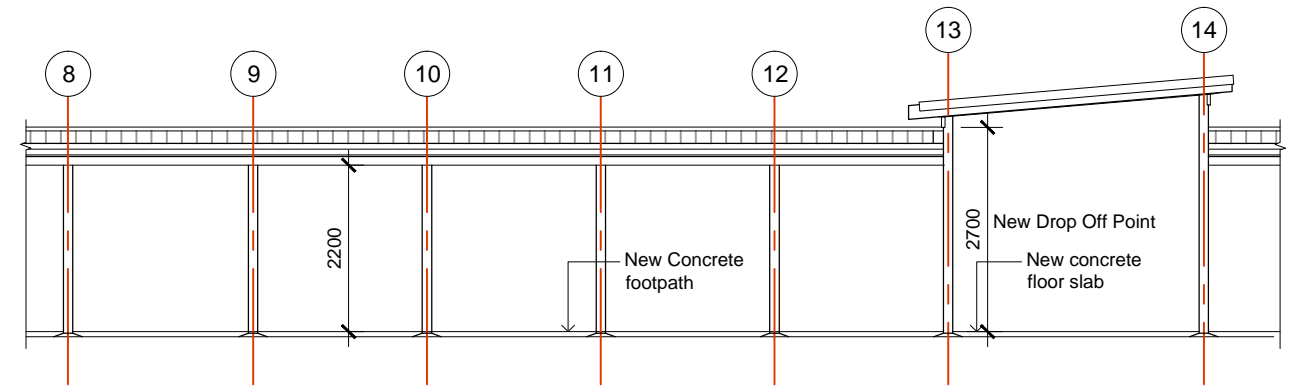
Project Title :
Proposed Walkway at SPC Narere Campus

Drawing Title :
Zone B-Roof Plan

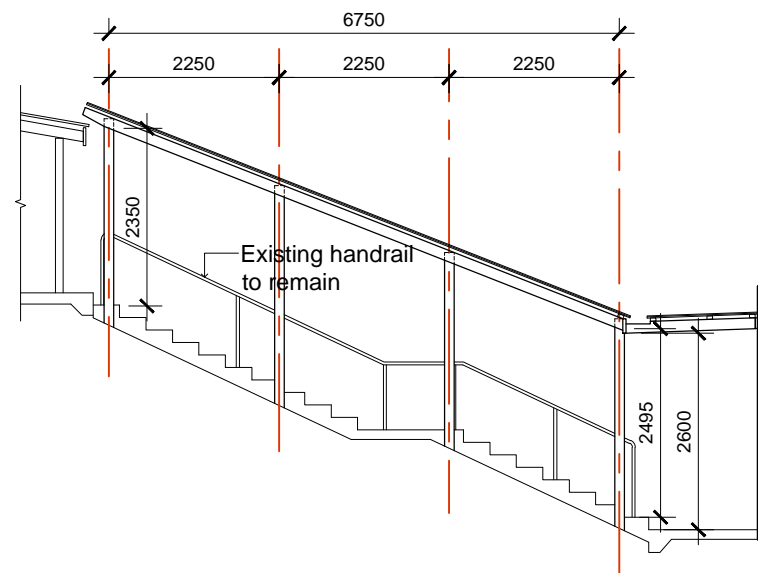
Scale : 1 : 100 Design : JO
 Checked : JO Drawn : vs
 Date : 06 February 2023



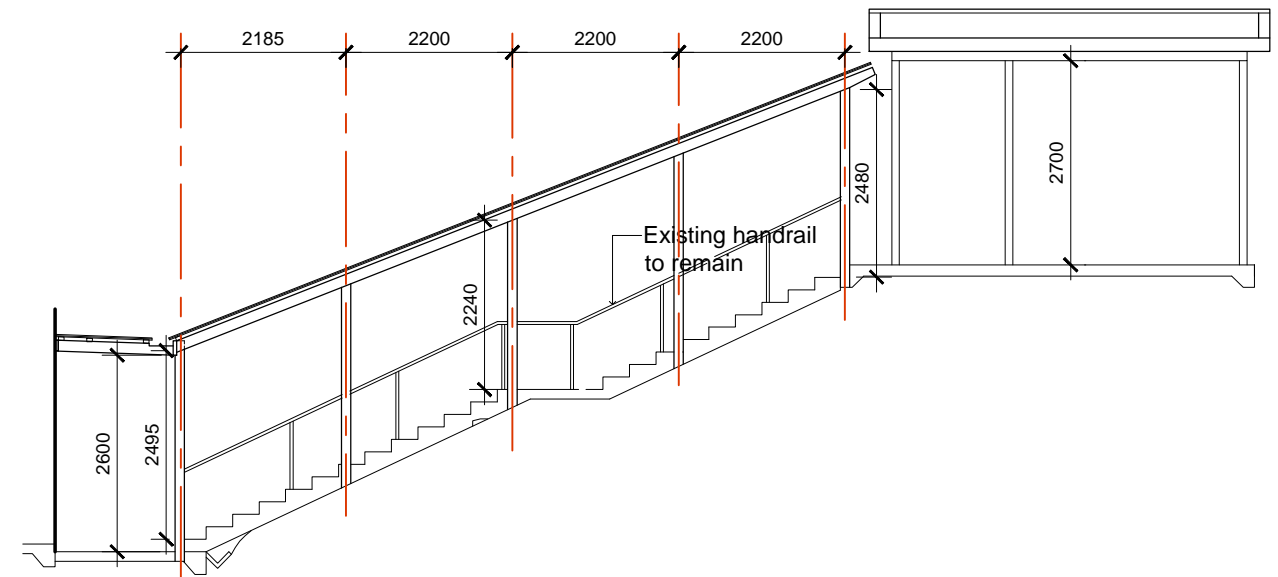
-
A113 Elevation A
Scale: 1:100



-
A113 Elevation B
Scale: 1:100

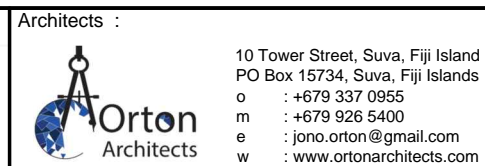


-
A113 Elevation C
Scale: 1:100



-
A113 Elevation D
Scale: 1:100

THE CONTRACTOR shall verify all dimensions before commencing any work
 COPYRIGHT - in all drawing specifications and other documents and in the work executed from them remains the property of ORTON ARCHITECTS.
 DIMENSIONS - Confirm all dimensions and profiles with architectural details. Do not scale.

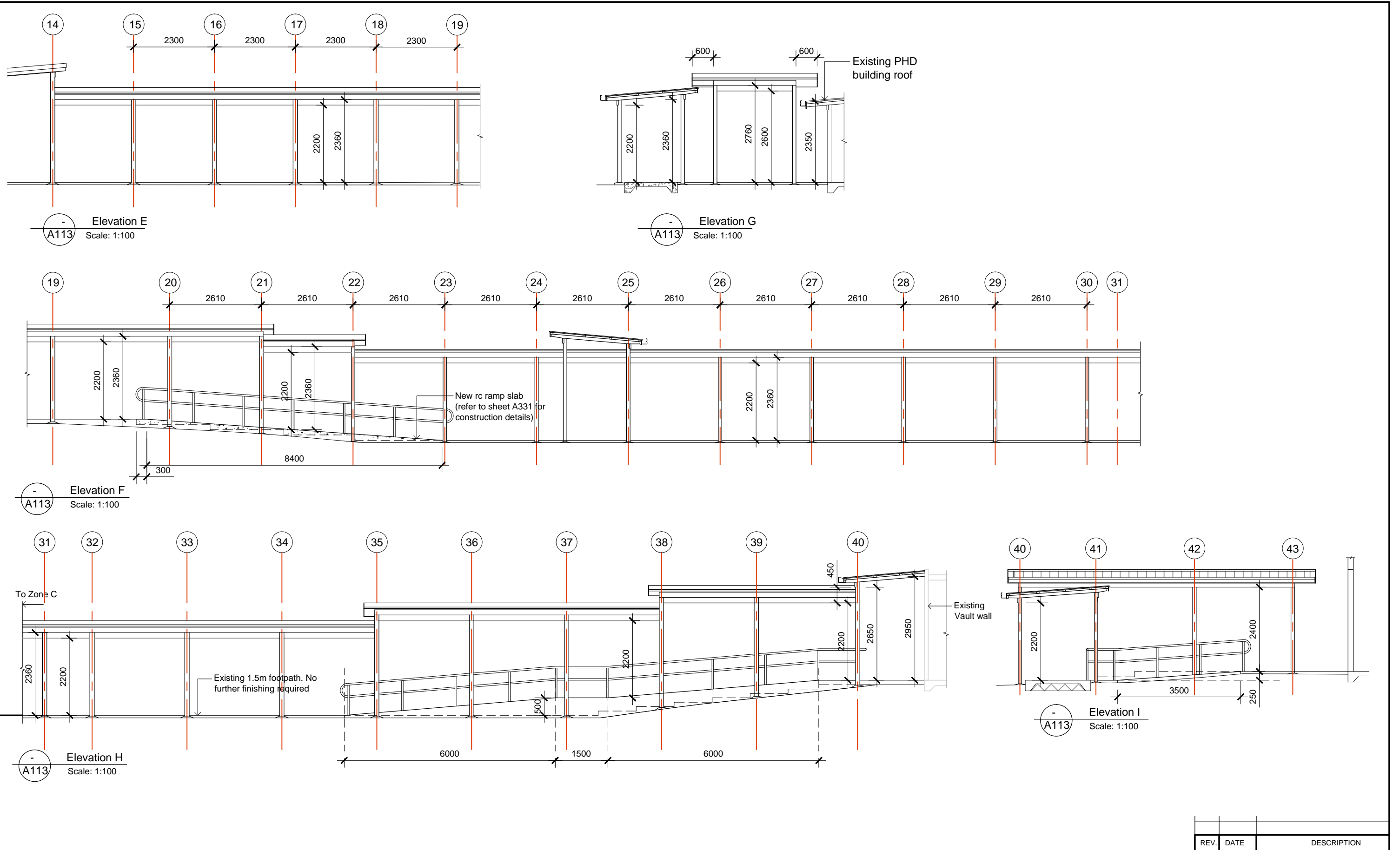


Project Title :
Proposed Walkway at SPC Narere Campus

Drawing Title :
Zone B-Elevations

Scale : 1 : 100 Design : JO
 Checked : JO Drawn : vs
 Date : 06 February 2023

REV.	DATE	DESCRIPTION
Project No.	Drawing No.	Revision No.
2206	A119	R--



THE CONTRACTOR shall verify all dimensions before commencing any work
 COPYRIGHT - in all drawing specifications and other documents and in the work executed from them remains the property of ORTON ARCHITECTS.
 DIMENSIONS - Confirm all dimensions and profiles with architectural details. Do not scale.

Client :

Architects :

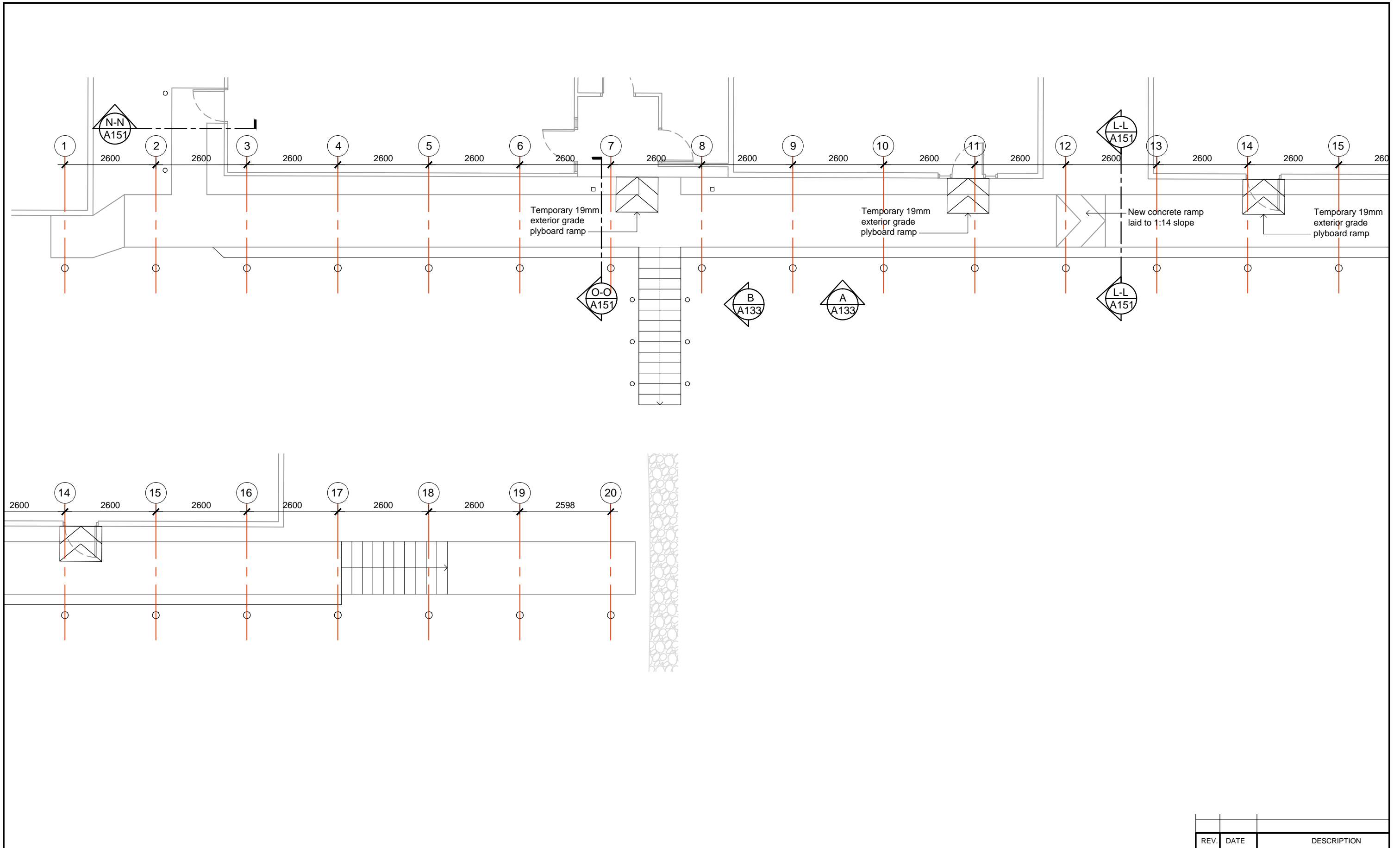
10 Tower Street, Suva, Fiji Island
 PO Box 15734, Suva, Fiji Islands
 o : +679 337 0955
 m : +679 926 5400
 e : jono.orton@gmail.com
 w : www.ortonarchitects.com

Project Title :
Proposed Walkway at SPC Narere Campus

Drawing Title :
Zone B-Elevations

Scale : 1 : 100 Design : JO
 Checked : JO Drawn : vs
 Date : 06 February 2023

REV.	DATE	DESCRIPTION
Project No.	Drawing No.	Revision No.
2206	A120	R--



THE CONTRACTOR shall verify all dimensions before commencing any work
 COPYRIGHT - in all drawing specifications and other documents and in the work executed from them remains the property of ORTON ARCHITECTS.
 DIMENSIONS - Confirm all dimensions and profiles with architectural details. Do not scale.

Client :



Architects :



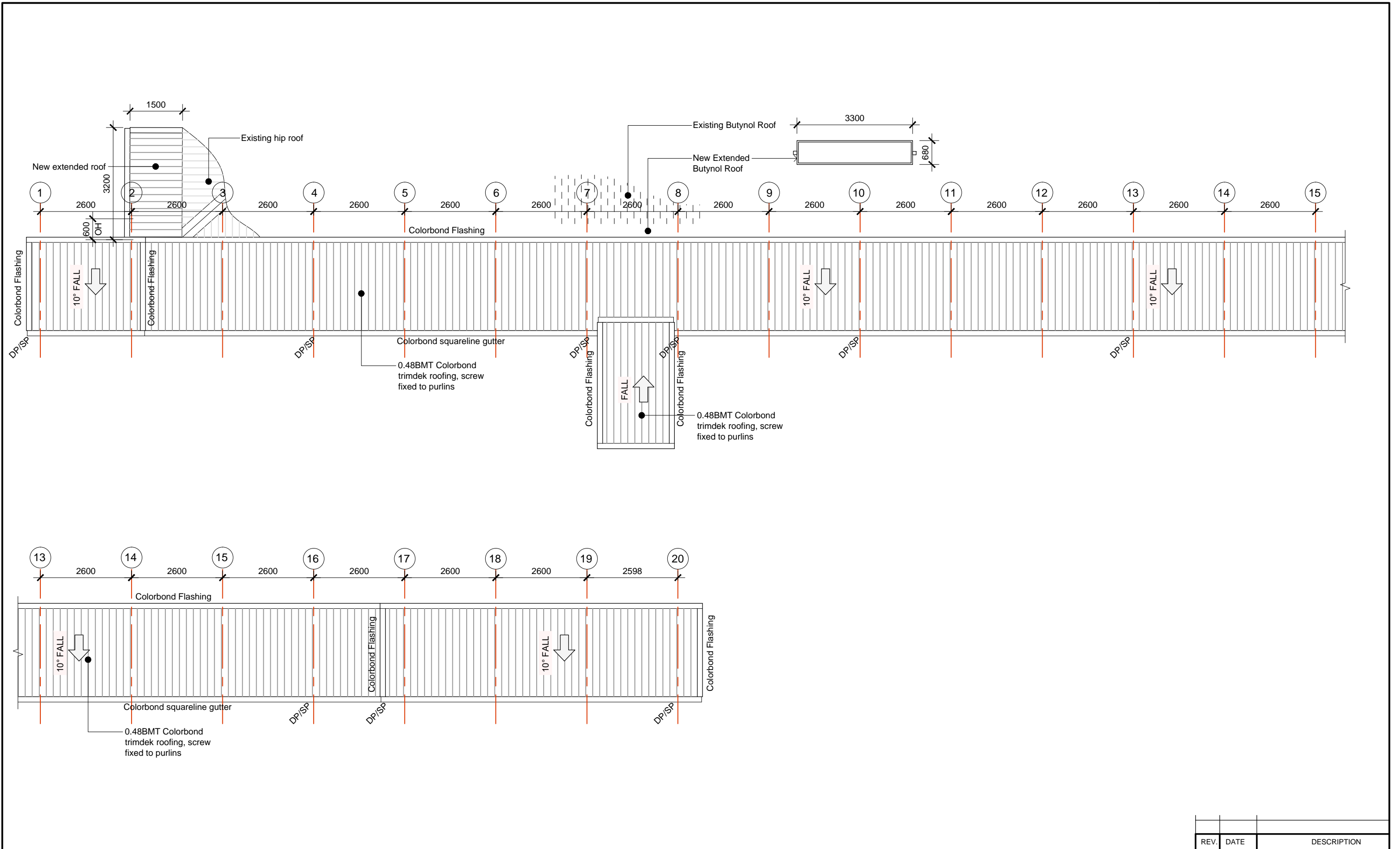
10 Tower Street, Suva, Fiji Island
 PO Box 15734, Suva, Fiji Islands
 o : +679 337 0955
 m : +679 926 5400
 e : jono.orton@gmail.com
 w : www.ortonarchitects.com

Project Title :
Proposed Walkway at SPC Narere Campus

Drawing Title :
Zone C-Dimensioned Plan

Scale : 1 : 100 Design : JO
 Checked : JO Drawn : vs
 Date : 06 February 2023

REV.	DATE	DESCRIPTION		
		Project No.	Drawing No.	Revision No.
		2206	A131	R--



THE CONTRACTOR shall verify all dimensions before commencing any work
 COPYRIGHT - in all drawing specifications and other documents and in the work executed from them remains the property of ORTON ARCHITECTS.
 DIMENSIONS - Confirm all dimensions and profiles with architectural details. Do not scale.

Client :



Architects :



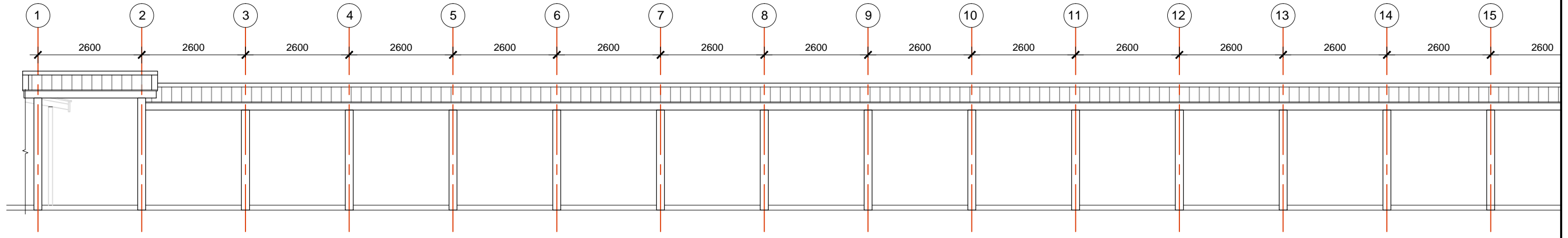
10 Tower Street, Suva, Fiji Island
 PO Box 15734, Suva, Fiji Islands
 o : +679 337 0955
 m : +679 926 5400
 e : jono.orton@gmail.com
 w : www.ortonarchitects.com

Project Title :
Proposed Walkway at SPC Narere Campus

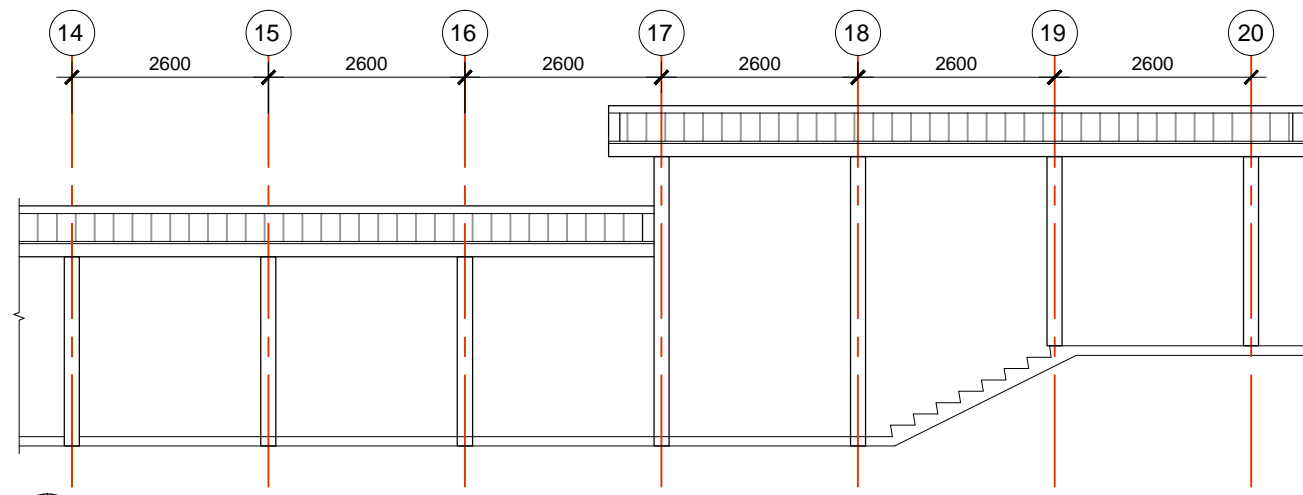
Drawing Title :
Zone E-Roof Plan

Scale : 1 : 100 Design : JO
 Checked : JO Drawn : vs
 Date : 06 February 2023

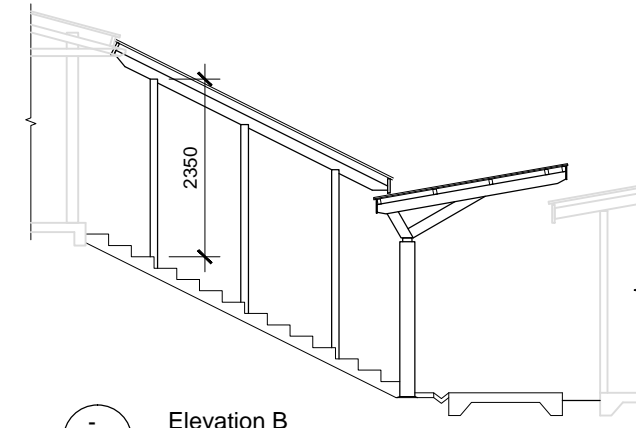
REV.	DATE	DESCRIPTION		
		Project No.	Drawing No.	Revision No.
		2206	A132	R--



- Elevation A
A130 Scale: 1:100



- Elevation A
A130 Scale: 1:100



- Elevation B
A130 Scale: 1:100

THE CONTRACTOR shall verify all dimensions before commencing any work
 COPYRIGHT - in all drawing specifications and other documents and in the work executed from them remains the property of ORTON ARCHITECTS.
 DIMENSIONS - Confirm all dimensions and profiles with architectural details. Do not scale.

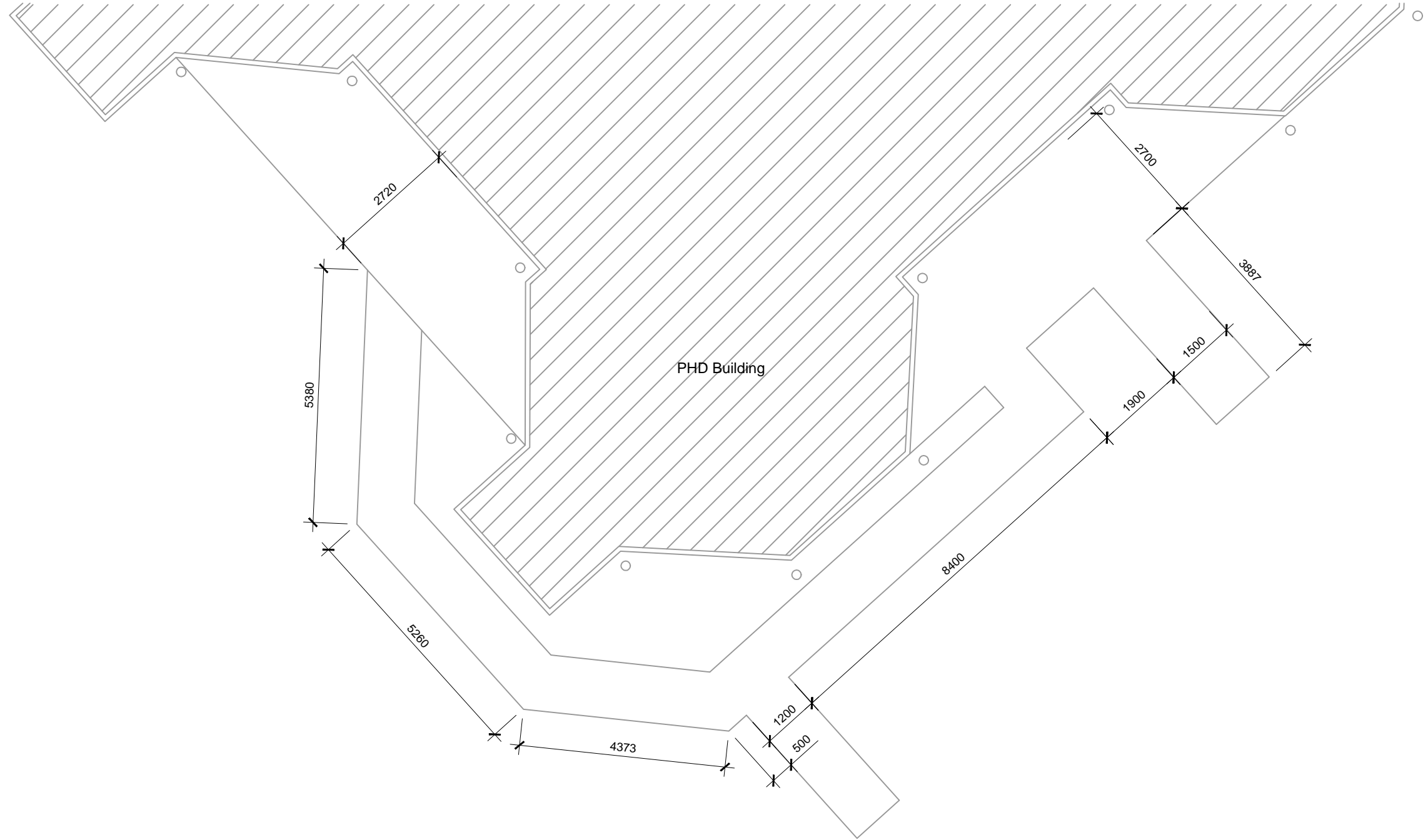


Project Title :
Proposed Walkway at SPC Narere Campus

Drawing Title :
Zone C Elevations

Scale : 1 : 100 Design : JO
 Checked : JO Drawn : vs
 Date : 06 February 2023

REV.	DATE	DESCRIPTION	
		Project No.	Drawing No.
		2206	A133
			Revision No.
			R--



THE CONTRACTOR shall verify all dimensions before commencing any work
 COPYRIGHT - in all drawing specifications and other documents and in the work executed from them remains the property of ORTON ARCHITECTS.
 DIMENSIONS - Confirm all dimensions and profiles with architectural details. Do not scale.

Client :



Architects :



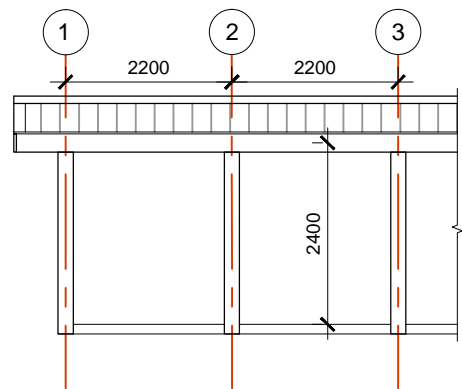
10 Tower Street, Suva, Fiji Island
 PO Box 15734, Suva, Fiji Islands
 o : +679 337 0955
 m : +679 926 5400
 e : jono.orton@gmail.com
 w : www.ortonarchitects.com

Project Title :
Proposed Walkway at SPC Narere Campus

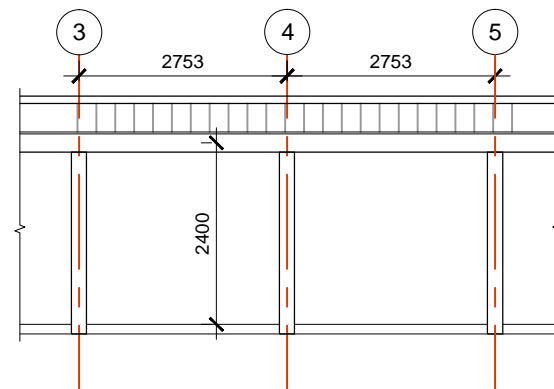
Drawing Title :
Zone D-Existing Plan

Scale : 1 : 100 Design : JO
 Checked : JO Drawn : vs
 Date : 06 February 2023

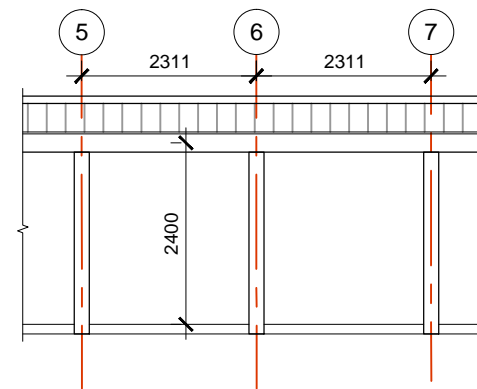
REV.	DATE	DESCRIPTION	
		Project No.	Drawing No.
		2206	A140
			Revision No.
			R--



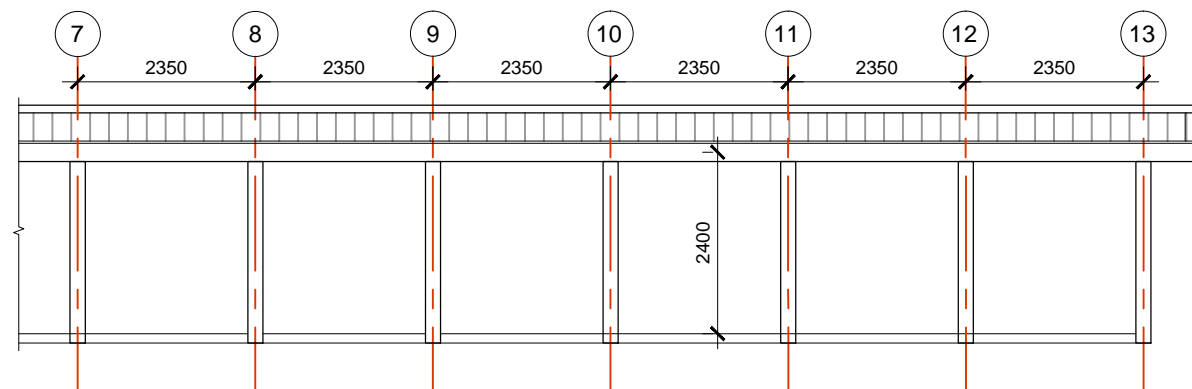
-
A141 Elevation A
Scale: 1:100



-
A141 Elevation B
Scale: 1:100



-
A141 Elevation C
Scale: 1:100



-
A141 Elevation D
Scale: 1:100

THE CONTRACTOR shall verify all dimensions before commencing any work
 COPYRIGHT - in all drawing specifications and other documents and in the work executed from them remains the property of ORTON ARCHITECTS.
 DIMENSIONS - Confirm all dimensions and profiles with architectural details. Do not scale.

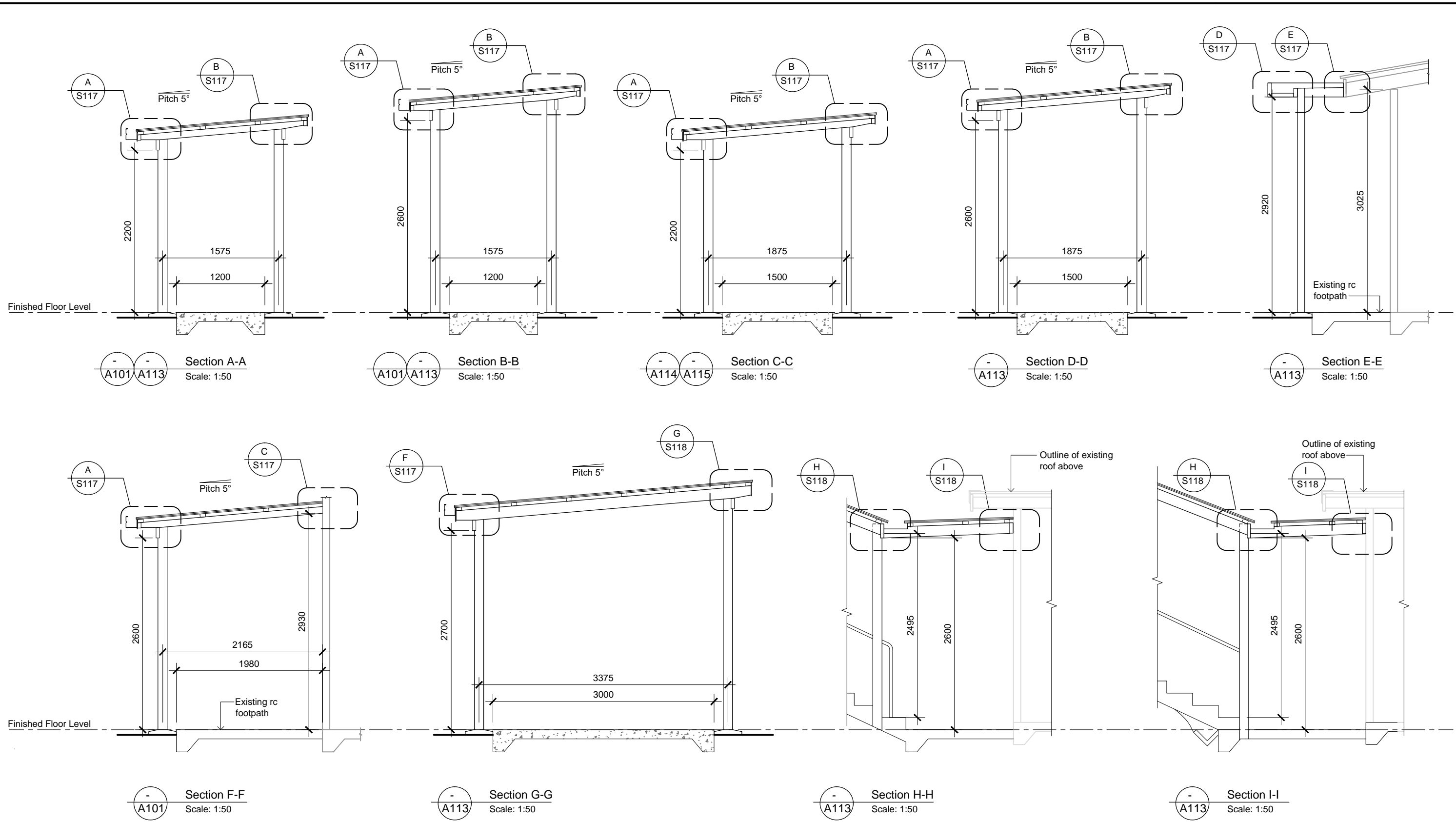


Project Title :
Proposed Walkway at SPC Narere Campus

Drawing Title :
Zone D-Elevations

Scale : 1 : 100 Design : JO
 Checked : JO Drawn : vs
 Date : 06 February 2023

REV.	DATE	DESCRIPTION	
		Project No.	Drawing No.
		2206	A143
			Revision No.
			R--



REV.	DATE	DESCRIPTION

Project No.	Drawing No.	Revision No.
2206	A150	R--

THE CONTRACTOR-shall verify all dimensions before commencing any work
 COPYRIGHT - in all drawing specifications and other documents and in the work executed from them remains the property of ORTON ARCHITECTS.
 DIMENSIONS - Confirm all dimensions and profiles with architectural details. Do not scale.

Client :

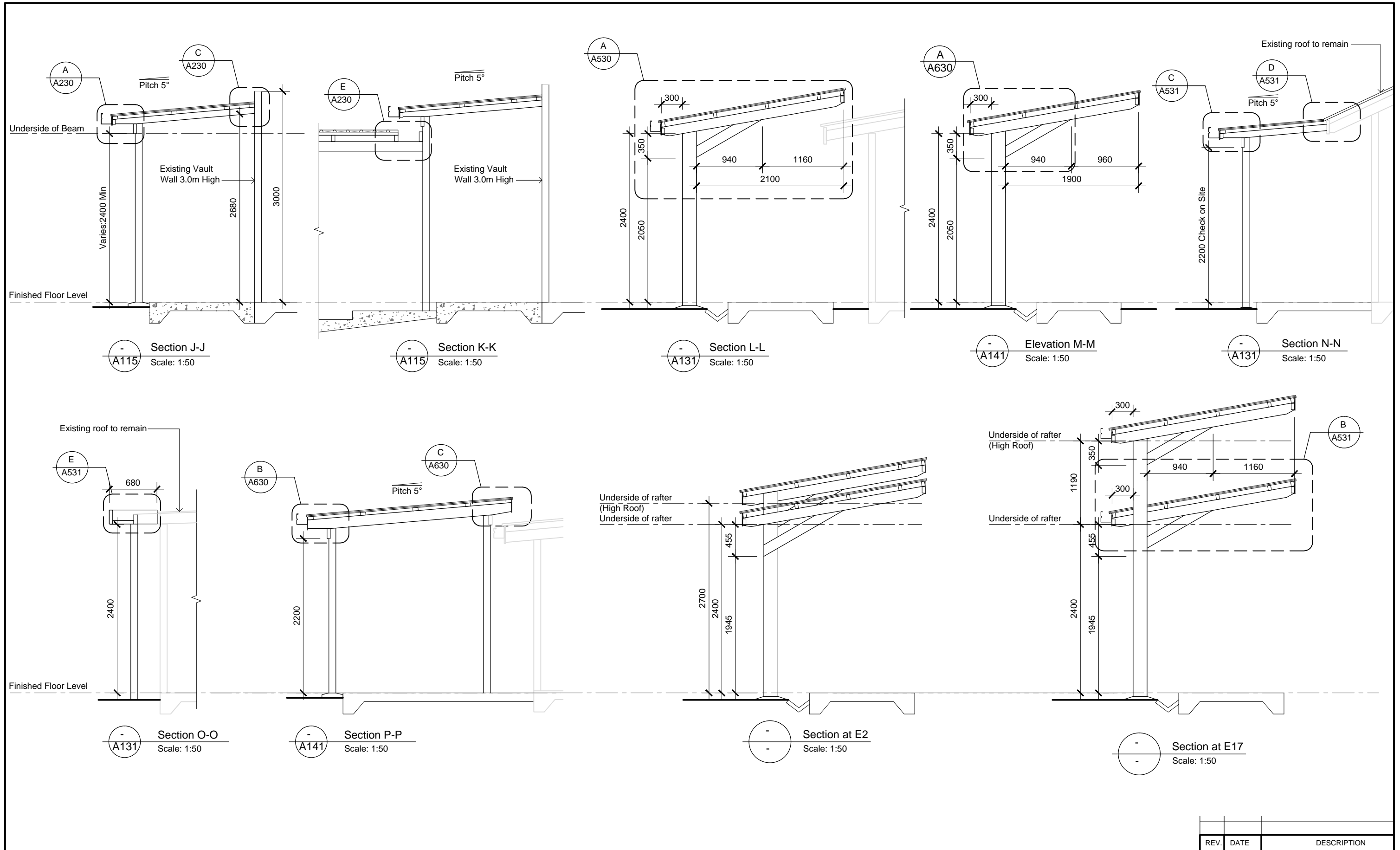
Architects :

10 Tower Street, Suva, Fiji Island
 PO Box 15734, Suva, Fiji Islands
 o : +679 337 0955
 m : +679 926 5400
 e : jono.orton@gmail.com
 w : www.ortonarchitects.com

Project Title :
Proposed Walkway at SPC Narere Campus

Drawing Title :
Zone D-Sections

Scale : 1 : 50 Design : JO
 Checked : JO Drawn : vs
 Date : 06 February 2023



THE CONTRACTOR shall verify all dimensions before commencing any work
 COPYRIGHT - in all drawing specifications and other documents and in the work executed from them remains the property of ORTON ARCHITECTS.
 DIMENSIONS - Confirm all dimensions and profiles with architectural details. Do not scale.

Client :

Architects :


10 Tower Street, Suva, Fiji Island
 PO Box 15734, Suva, Fiji Islands
 o : +679 337 0955
 m : +679 926 5400
 e : jono.orton@gmail.com
 w : www.ortonarchitects.com

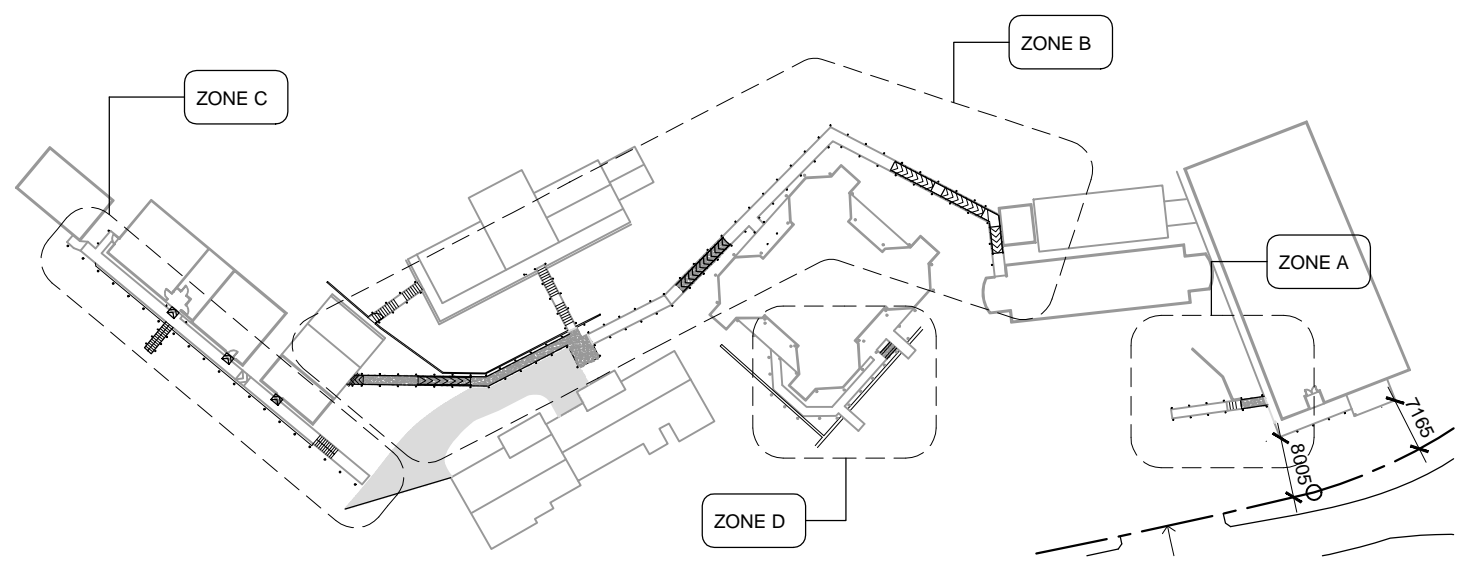
Project Title :
Proposed Walkway at SPC Narere Campus


Drawing Title :
Zone D-Sections

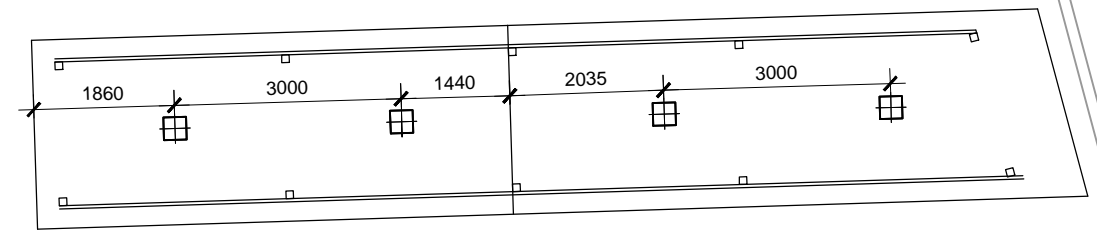
Scale : 1 : 50	Design : JO
Checked : JO	Drawn : vs
Date : 06 February 2023	


REV.	DATE	DESCRIPTION
Project No.	Drawing No.	Revision No.
2206	A151	R--

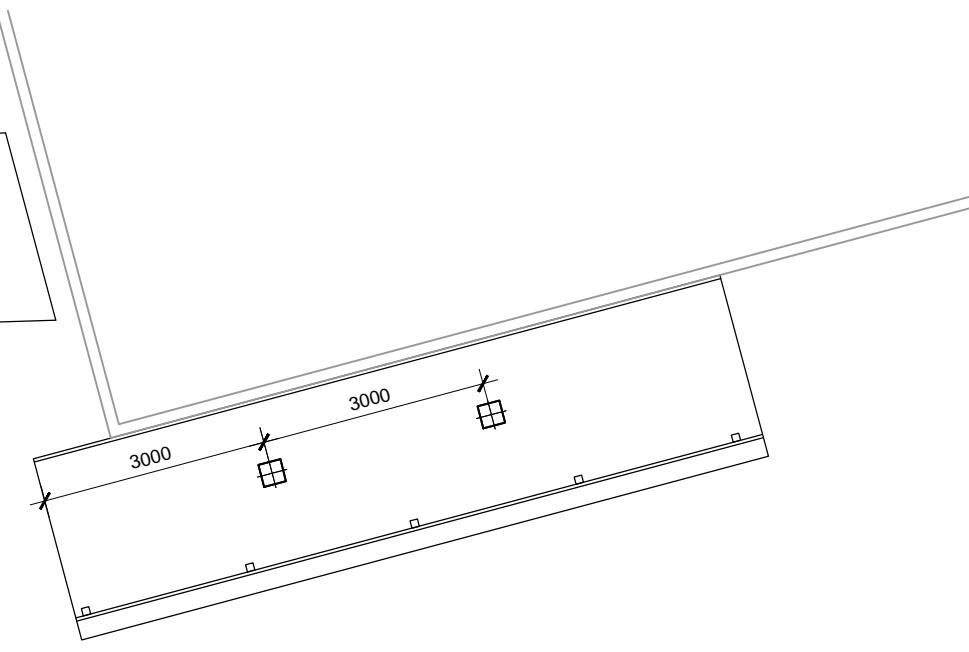
LEGEND	
	Glitz Tasco Solar LED Flood Light with PIR Motion Sensor 1100 or Equally Specified at 3m Max Crs.



 Site Zone Location Map
Scale: 1:1000



 Zone A Electrical Plan
Scale: 1:100



REV.	DATE	DESCRIPTION

Project No.	Drawing No.	Revision No.
2206	E100	R--

THE CONTRACTOR shall verify all dimensions before commencing any work
 COPYRIGHT - in all drawing specifications and other documents and in the work executed from them remains the property of ORTON ARCHITECTS.
 DIMENSIONS - Confirm all dimensions and profiles with architectural details. Do not scale.

Client :



Architects :

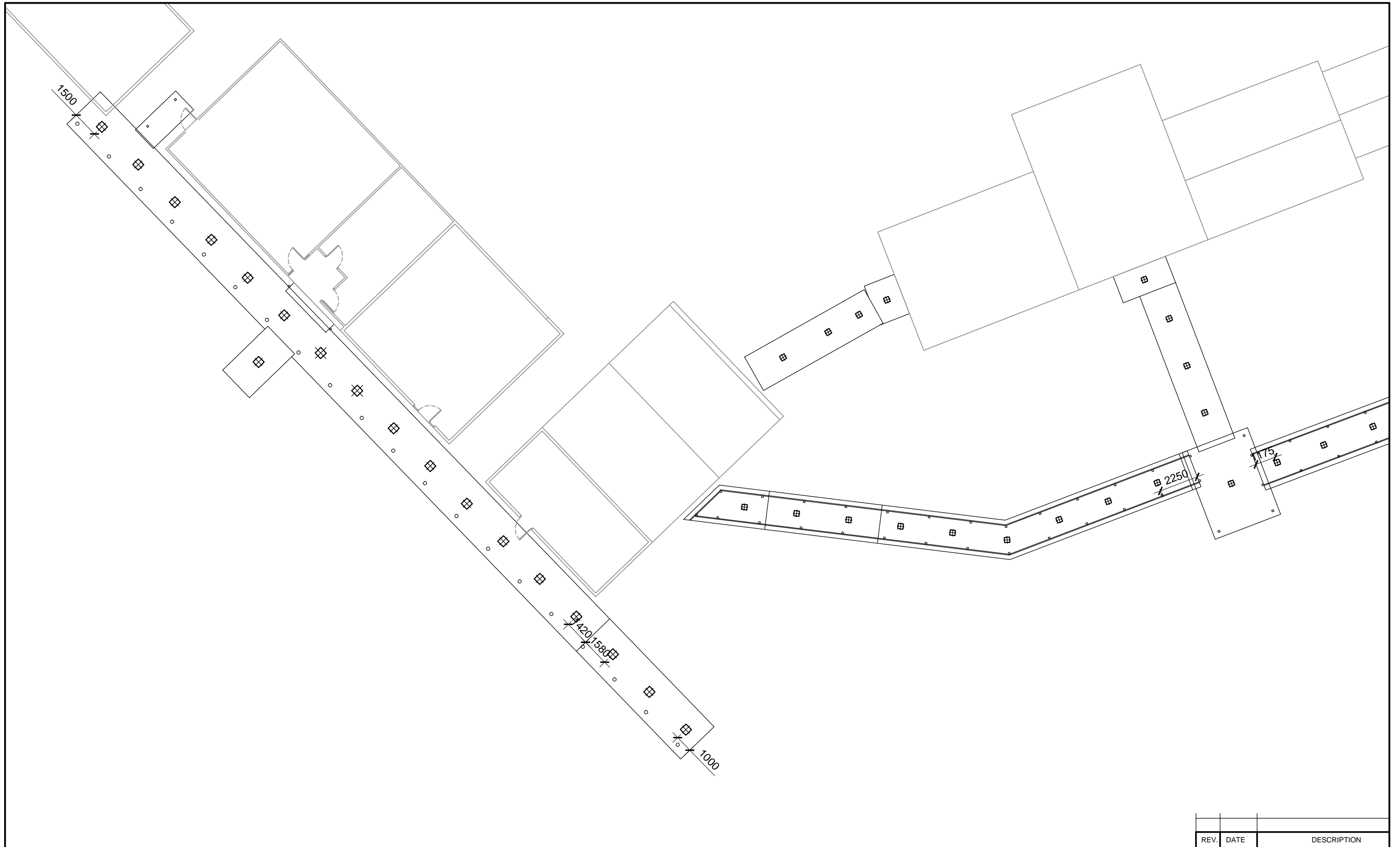


10 Tower Street, Suva, Fiji Island
 PO Box 15734, Suva, Fiji Islands
 o : +679 337 0955
 m : +679 926 5400
 e : jono.orton@gmail.com
 w : www.ortonarchitects.com

Project Title :
Proposed Walkway at SPC Narere Campus

Drawing Title :
Site Zone Location and Zone A Lighting Setout Plan

Scale : As Shown Design : JO
 Checked : JO Drawn : vs
 Date : 06 February 2023



THE CONTRACTOR shall verify all dimensions before commencing any work
 COPYRIGHT - in all drawing specifications and other documents and in the work executed from them remains the property of ORTON ARCHITECTS.
 DIMENSIONS - Confirm all dimensions and profiles with architectural details. Do not scale.

Client :



Architects :



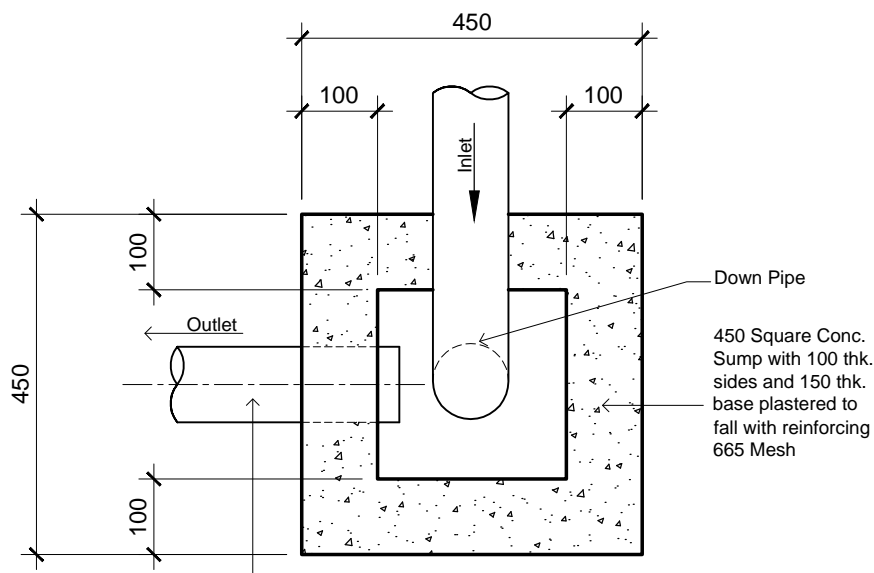
10 Tower Street, Suva, Fiji Island
 PO Box 15734, Suva, Fiji Islands
 o : +679 337 0955
 m : +679 926 5400
 e : jono.orton@gmail.com
 w : www.ortonarchitects.com

Project Title :
Proposed Walkway at SPC Narere Campus

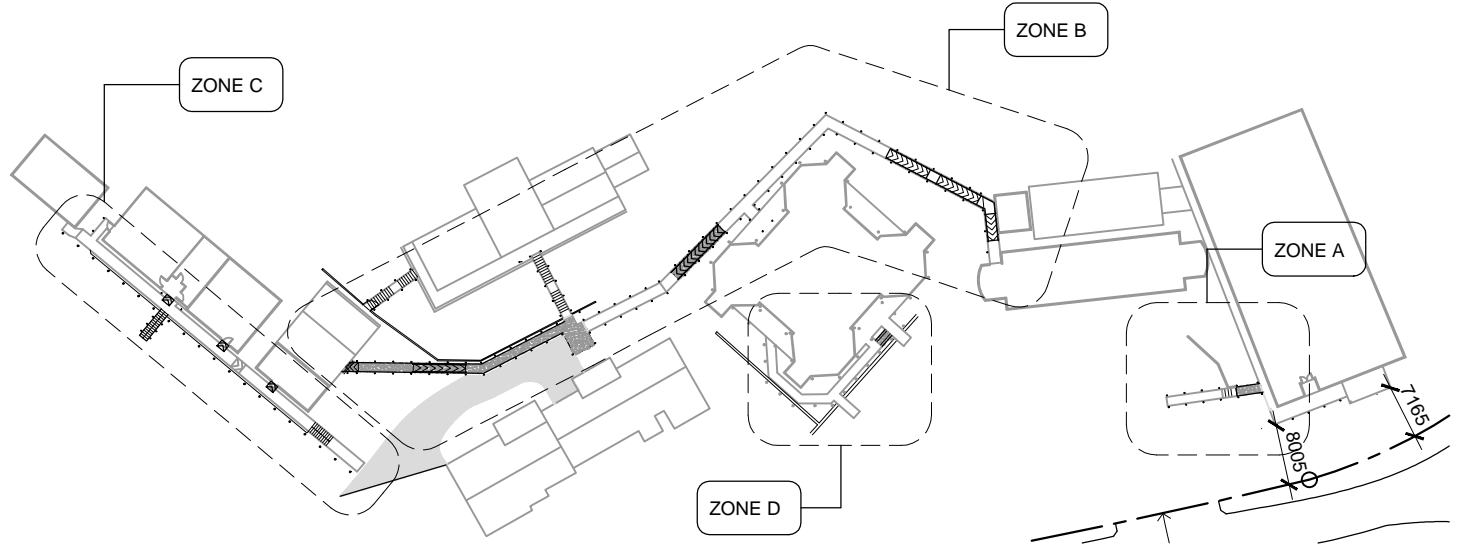
Drawing Title :
Zone B and C Lighting setout Plan

Scale : 1 : 200 Design : JO
 Checked : JO Drawn : vs
 Date : 06 February 2023

REV.	DATE	DESCRIPTION	
		Project No.	Drawing No.
		Revision No.	
		2206	E101
			R--

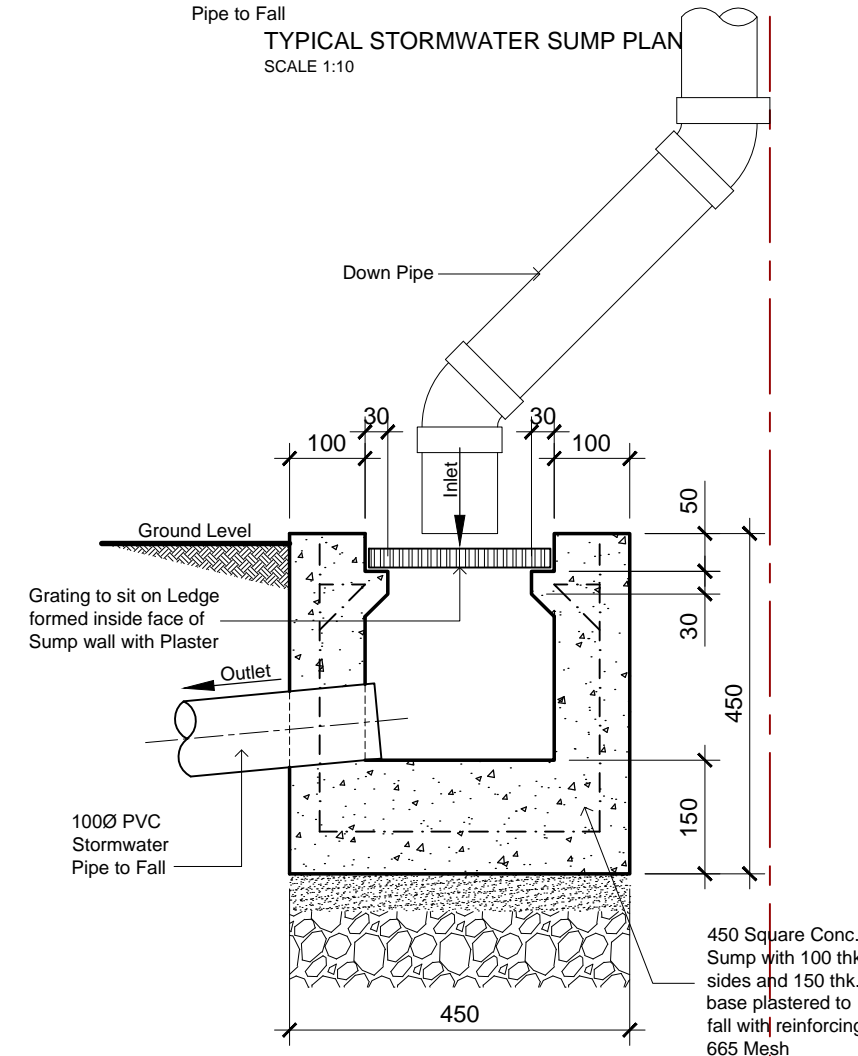


TYPICAL STORMWATER SUMP PLAN
SCALE 1:10

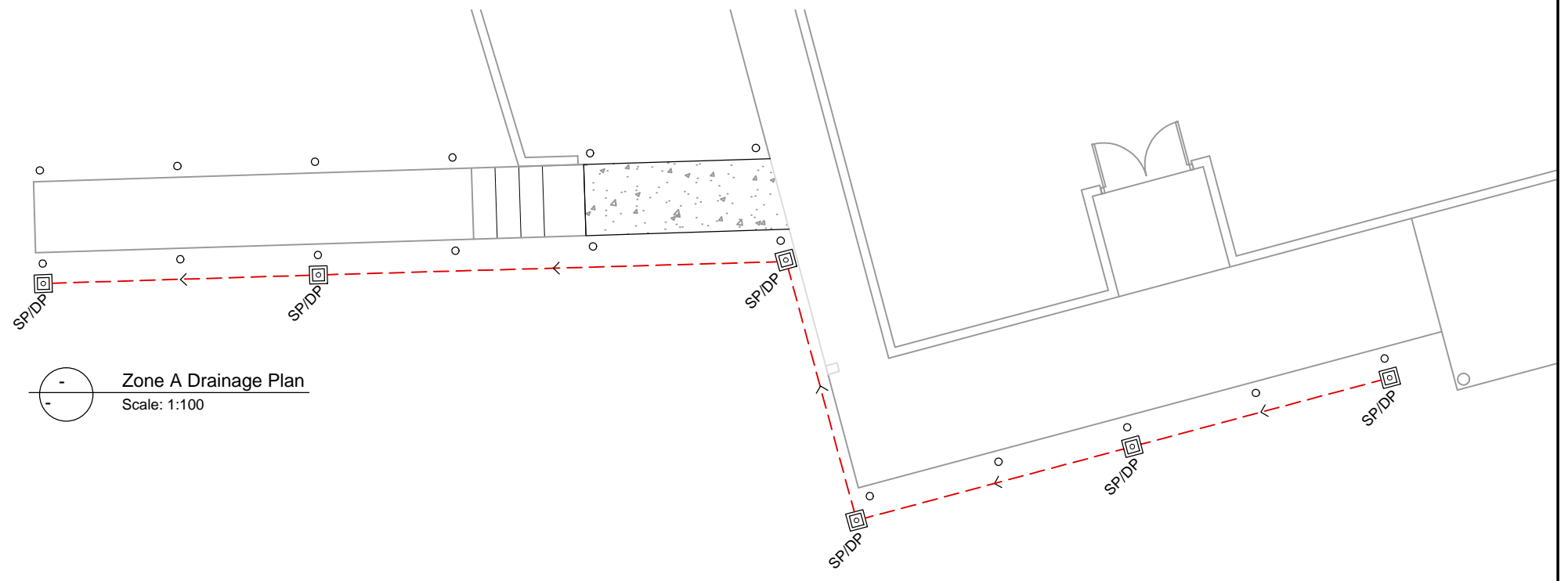


Site Zone Location Map
Scale: 1:1000

LEGEND	
	100 \varnothing PVC WASTE PIPE
	80 \varnothing PVC DOWNPIPE WITH STORM WATER SUMP
	80 \varnothing PVC DOWNPIPE Note: All downpipe without sump to be discharged directly into open drains



TYPICAL STORMWATER SUMP SECTION
SCALE 1:10



Zone A Drainage Plan
Scale: 1:100

THE CONTRACTOR shall verify all dimensions before commencing any work
COPYRIGHT - in all drawing specifications and other documents and in the work executed from them remains the property of ORTON ARCHITECTS.
DIMENSIONS - Confirm all dimensions and profiles with architectural details. Do not scale.

Client :

Architects :

10 Tower Street, Suva, Fiji Island
PO Box 15734, Suva, Fiji Islands
o : +679 337 0955
m : +679 926 5400
e : jono.orton@gmail.com
w : www.ortonarchitects.com

Project Title :

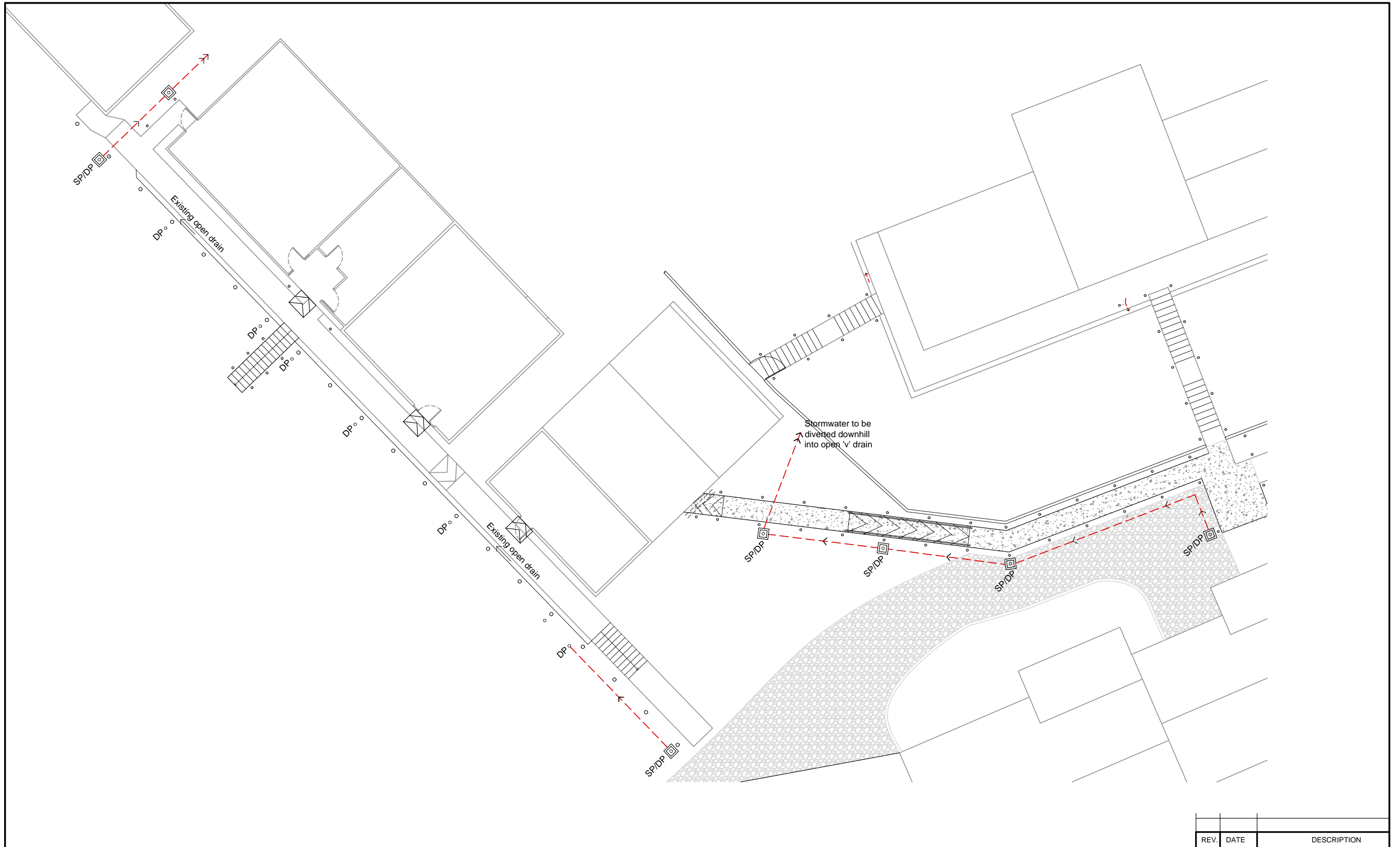
Proposed Walkway at SPC Narere Campus

Drawing Title :

Zone A Stormwater Drainage Plan and Details

Scale : Varies	Design : JO
Checked : JO	Drawn : vs
Date : 06 February 2023	

REV.	DATE	DESCRIPTION
Project No.	Drawing No.	Revision No.
2206	H000	R--



THE CONTRACTOR shall verify all dimensions before commencing any work
 COPYRIGHT - in all drawing specifications and other documents and in the work executed from them remains the property of ORTON ARCHITECTS.
 DIMENSIONS - Confirm all dimensions and profiles with architectural details. Do not scale.

Client :



Architects :



10 Tower Street, Suva, Fiji Island
 PO Box 15734, Suva, Fiji Islands
 o : +679 337 0955
 m : +679 926 5400
 e : jono.orton@gmail.com
 w : www.ortonarchitects.com

Project Title :
Proposed Walkway at SPC Narere Campus

Drawing Title :
Zone B and C Stormwater Drainage Plan and Details

Scale : 1 : 200 Design : JO
 Checked : JO Drawn : vs
 Date : 06 February 2023

REV.	DATE	DESCRIPTION	
		Project No.	Drawing No.
		2206	H001
		Revision No.	R--

GENERAL NOTES

1. GENERAL

THESE DRAWINGS SHALL BE READ IN CONJUNCTION WITH ARCHITECTURAL DRAWINGS AND SPECIFICATIONS.

2. ABBREVIATIONS

R.L.	- REDUCED LEVEL	UNO	- UNLESS NOTED OTHERWISE
F.L.	- FLOOR LEVEL	GALV	- GALVANIZED
G.L.	- GROUND LEVEL	MS	- MILD STEEL GRADE 300
CL	- CENTER LINE	D	- DEFORMED BAR
CRS	- CENTER TO CENTER	R	- PLAIN ROUND BAR
DIA OR ϕ	- DIAMETER	HD	- HIGH TENSILE DEFORMED BAR
E.F	- EACH FACE	HR	- HIGH TENSILE ROUND BAR
E.W	- EACH WAY	C	- COVER TO MAIN STEEL
T & B	- TOP & BOTTOM	NTS	- NOT TO SCALE
CFW	- CONTINUOUS FILLET WELD	H/W	- HARDWOOD

3. DIMENSIONS / DATUM

ALL DIMENSIONS SHALL BE VERIFIED ON SITE BY THE CONTRACTOR BEFORE COMMENCING WORK REFERENCE DATUM TO ALL BUILDING LEVELS IS MSL UNO.

4. REINFORCEMENT

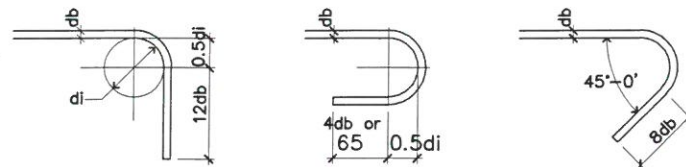
- (A) STANDARD - AS/NZS 4671 : 2001
 GRADE - 300 MILD STEEL
 - 430 HIGH TENSILE STEEL

(B) BENDING OF REINFORCEMENT

(1) BARS PARTIALLY EMBEDDED IN CONCRETE SHALL NOT BE SITE BENT, UNLESS SHOWN ON THE DRAWINGS OR SPECIFICALLY APPROVED

(11) MINIMUM BEND DIAMETERS

BAR DIA db	BEND DIAMETER di		
	GENERAL	STIRRUPS & TIES	
		PLAIN BAR	DEFORMED BAR
6 - 20	5db	2db	4db
24 - 40	6db	-	-
24	-	3db	6db



N.B. STIRRUPS AND TIES SHALL HAVE BEND DIAMETERS EQUAL TO THE DIAMETERS OF THE ENCLOSED BAR BUT NOT LESS THAN STATED IN DIAGRAM OPPOSITE.

(C) UNLESS NOTED OTHERWISE ON THE DRAWINGS THE FOLLOWING MINIMUM COVERS APPLY :

MEMBER	BELOW GROUND LEVEL		ABOVE GROUND LEVEL		
	AGAINST NATURAL GROUND	AGAINST APPROVED BOXING & BACKFILL OR SIMILAR	EXPOSED TO WEATHER & UNPLASTERED	EXPOSED TO WEATHER & PLASTERED	NOT EXPOSED TO WEATHER
FOOTINGS	75	50			
BEAM & COLUMN					
(a) PRINCIPAL REINF	75	50	50	40	40
(b) SECONDARY REINF	65	40	40	25	25
SLABS	50	40	40	20	20
WALLS	50	40	40	20	20

(D) LAPS FOR RC SLABS / BEAMS / COLUMNS

FORM SPLICED LAPS WITHOUT HOOKS UNO. LAP LENGTHS SHALL BE 48xBAR DIA. FOR HIGH YIELD, GRADE 430 STEEL AND 32xBAR DIA. FOR GRADE 300 MILD STEEL BARS.

STAGGER LAPS AS MUCH AS PRACTICABLE AND PLACE LAPS IN LOW STRESS LOCATIONS WHICH SHALL BE AS FOLLOWS:

- BEAM TOP BARS WITHIN CENTRAL HALF OF BEAM SPANS
- BEAM BOTTOM BARS WITHIN 1/4 SPAN ON EITHER SIDE OF COLUMNS
- SLAB BOTTOM BARS WITHIN 1/4 SPAN OF BEAM PERIMETER SUPPORTS
- COLUMN VERTICAL BARS WITHIN CENTER OF MID FLOOR TO FLOOR HEIGHTS

- ALLOW TO LAP WELDED WIRE MESH ONE SQUARE UNO FOR RC FLOOR SLAB ON GROUND

(E) COLUMN TIES AND BEAM STIRRUPS

- UNO ALL COLUMN TIES TO BE CONTINUOUS THRU BEAM COLUMN JOINTS AT FLOOR LEVELS AND FIRST BEAM STIRRUPS TO BE PLACED NO FURTHER THAN 1/2 STIRRUP SPACING FROM COL. VERTICAL REINF.
- ALL HOOKS ON STIRRUPS AND TIES MUST FIT CLOSELY AROUND MAIN TIES AND SMALL HOLES ARE NOT NECESSARILY SHOWN ON STRUCTURAL DRAWINGS.

(F) NIBS, CHASES, REBATES AND SMALL HOLES:

- NIBS FOR ARCHITECTURAL PURPOSES MUST BE CAST INTEGRALLY WITH MAIN STRUCTURAL CONCRETE. CHASES REBATES, INSERTS, RAG BOLTS, MASONRY REFER ARCHITECTURAL / SERVICES CONSULTANTS DRAWING FOR DETAILS.
- RAG BOLTS, HOLDING DOWN BOLTS, SLEEVES AND FIXING IN CONCRETE CAST-IN BOLTS AND FIXING MUST BE CLEANED TO THE SAME STANDARD AS REINFORCING STEEL.

5. CONCRETE

$$f'c = 25MPa$$

$$SLUMP = 65mm \pm 15mm$$

$$f'c = 17.5 MPa$$

$$SLUMP = 65mm \pm 15mm$$

} IN BLOCK CAVITIES

SITE MIXED CONCRETE SHALL BE IN THE FOLLOWING PROPERTIES BY VOLUME:

COARSE AGGREGATE (20mm MAX SIZE)	25MPa	17MPa
	3	4
FINE AGGREGATE	1 1/2	3
CEMENT	1	1

6. STRUCTURAL STEEL

- (A) STANDARDS
 STEEL PLATES FOR BRACKETS SHALL CONFORM TO AS 1594
 WELDING OF BRACKETS SHALL COMPLY WITH AS 1554
- (B) GALVANIZING
 ALL STEEL BOLTS, WASHERS, BRACKETS AND CLEATS SHALL BE HOT DIPPED GALVANIZED TO AS/NZS 4680 : 2006

7. TIMBER

- (A) STRUCTURAL FRAMING TIMBER SHALL BE FIJI-C-SELECT CORRESPONDING TO STRESS GRADE F7 SEASONED AND PRESERVATIVE TREATED ACCORDING TO FIJI FORESTRY DEPARTMENT RECOMMENDATIONS FOR THE RESPECTIVE END USE
- (B) ALL BOLTS SHALL CONFORM TO NZS/AS 1111 AND WASHERS TO AS 1237

BOLT SIZE	SQ. WASHER	ROUND WASHER
M10 OR M12	40 X 40 X 3.0	40 ϕ X 3.0
M16 OR M20	50 X 50 X 4.0	50 ϕ X 4.0

8. ROOF

ROOF CLADDING SHALL BE AS SPECIFIED BY THE ARCHITECT AND FIXED WITH APPROPRIATE TYPE 17 SCREWS AT CORRUGATION CENTRES AS SPECIFIED FOR CYCLONIC REGIONS BY THE MANUFACTURER, COMPLETE WITH STEEL CYCLONIC SUPPORT AND EPDM SEALING WASHERS.

Structures Checked for Safety & Soundness by:
 Krishneel Sanjay Ram of ISOTECT ENGINEERS (FIJI) PTE LTD
 Chartered & Registered Professional Engineer -
 Civil & Structural & Environment (Fiji, Australia & New Zealand)
 B. Tech Civil - India, Dip. in Civil Engg - Fiji, CEMEngNZ, CP Eng Int(PE/NZ) / APEC Engineer,
 MIE Aust CP Eng, MIE ARB, Engineer Int(PE/Aus), MFIE, MASCE, MCSCE, MJSCE & GMICE

SIGN: _____ DATE: 09/03/23



Structures Checked for Safety & Soundness by:
 Krishneel Sanjay Ram of ISOTECT ENGINEERS (FIJI) PTE LTD
 Chartered & Registered Professional Engineer -
 Civil & Structural & Environment (Fiji, Australia & New Zealand)
 B. Tech Civil - India, Dip. in Civil Engg - Fiji CMEngNZ CPEng IntPEINZ / APEC Engineer,
 MIEAust CPEng NER APEC Engineer IntPE(Aus), MFIF, MASCE, MCSCE, MSCE & GMICE

SIGN: *[Signature]* DATE: 03/03/23

THE CONTRACTOR shall verify all dimensions before commencing any work
 COPYRIGHT - in all drawing specifications and other documents and in the work executed from them remains the property of ORTON ARCHITECTS.
 DIMENSIONS - Confirm all dimensions and profiles with architectural details. Do not scale.

Client :



SPC
 Secretariat
 of the Pacific
 Community

Architects :



Orton
 Architects

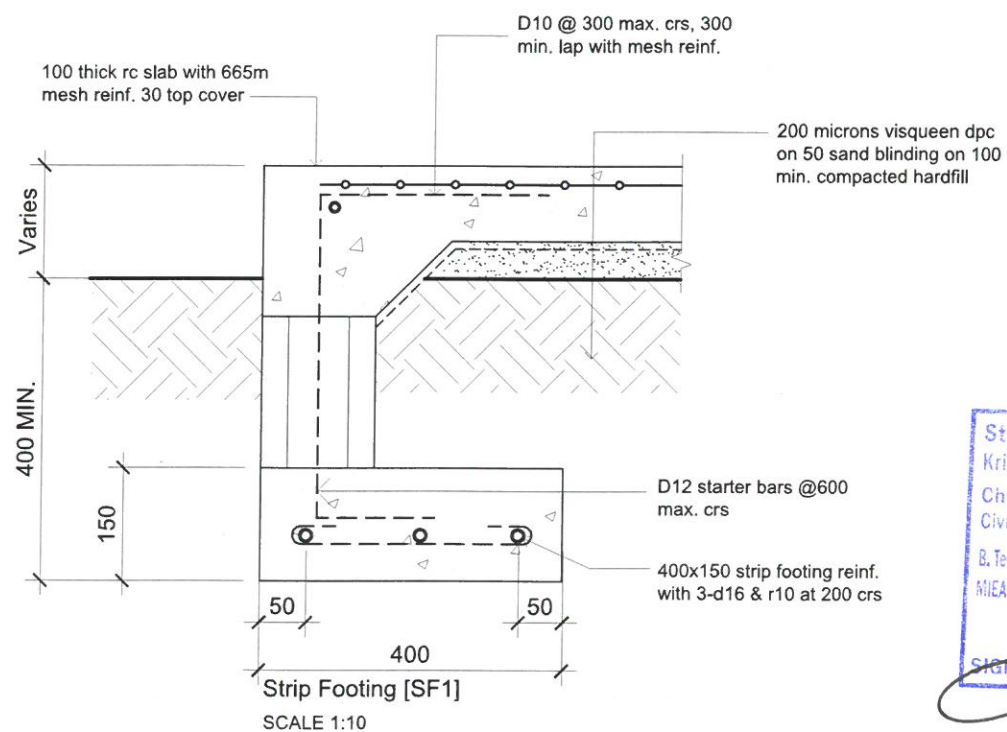
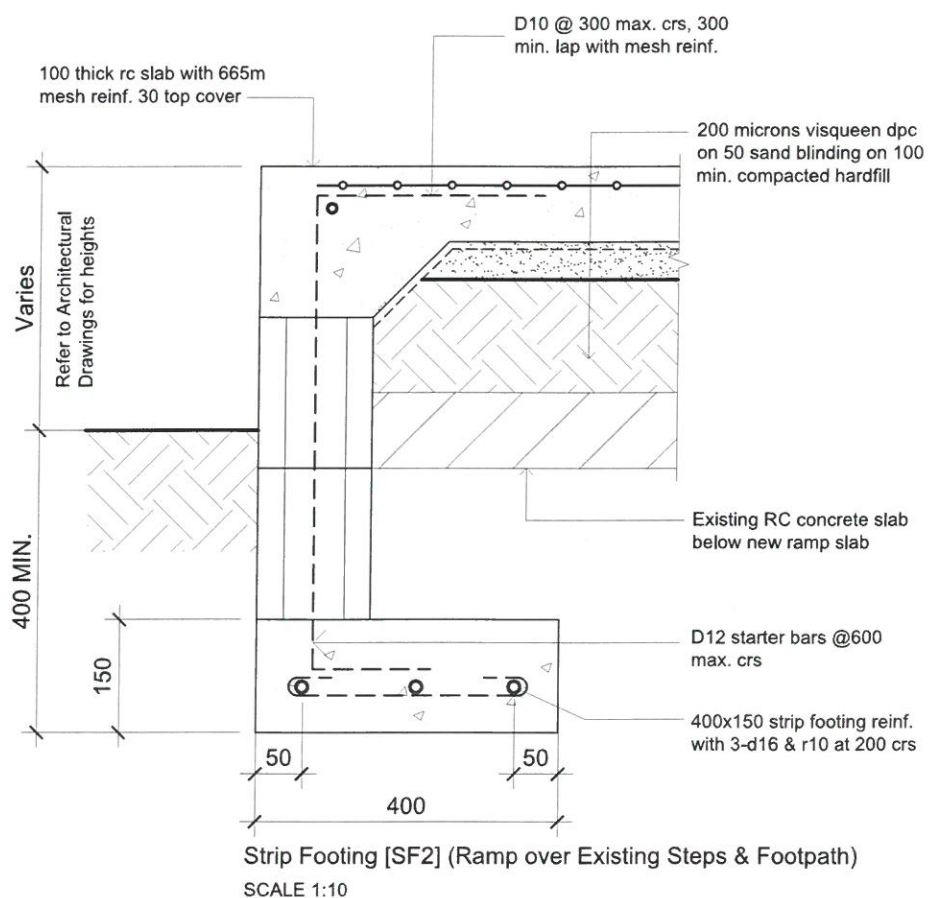
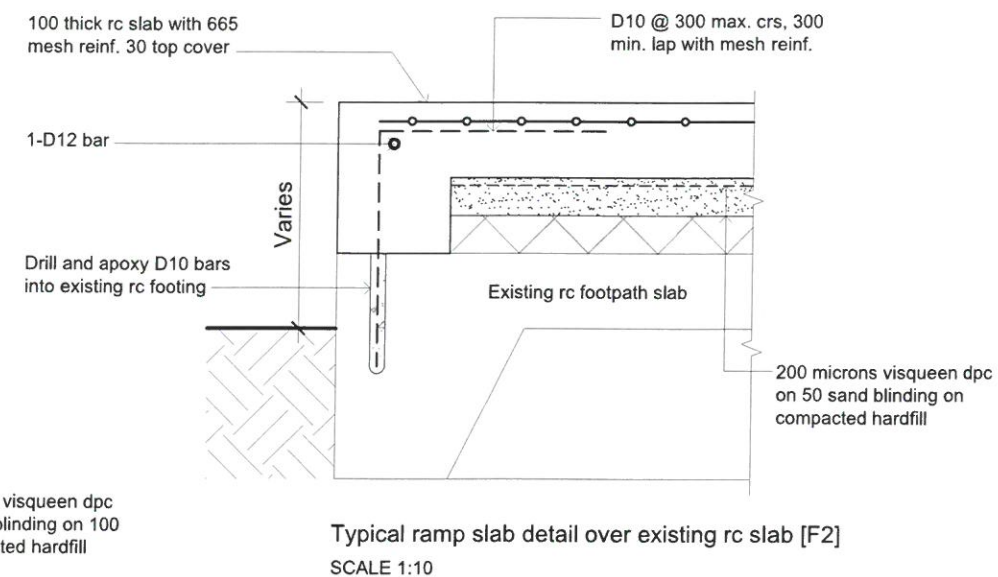
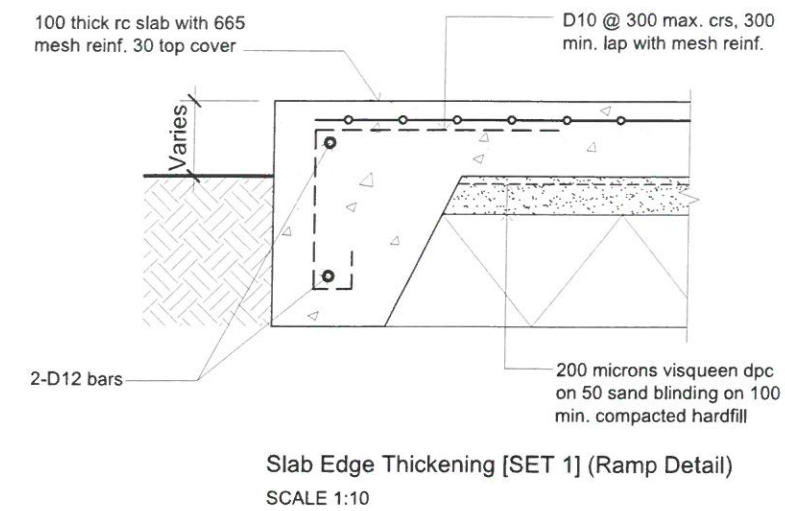
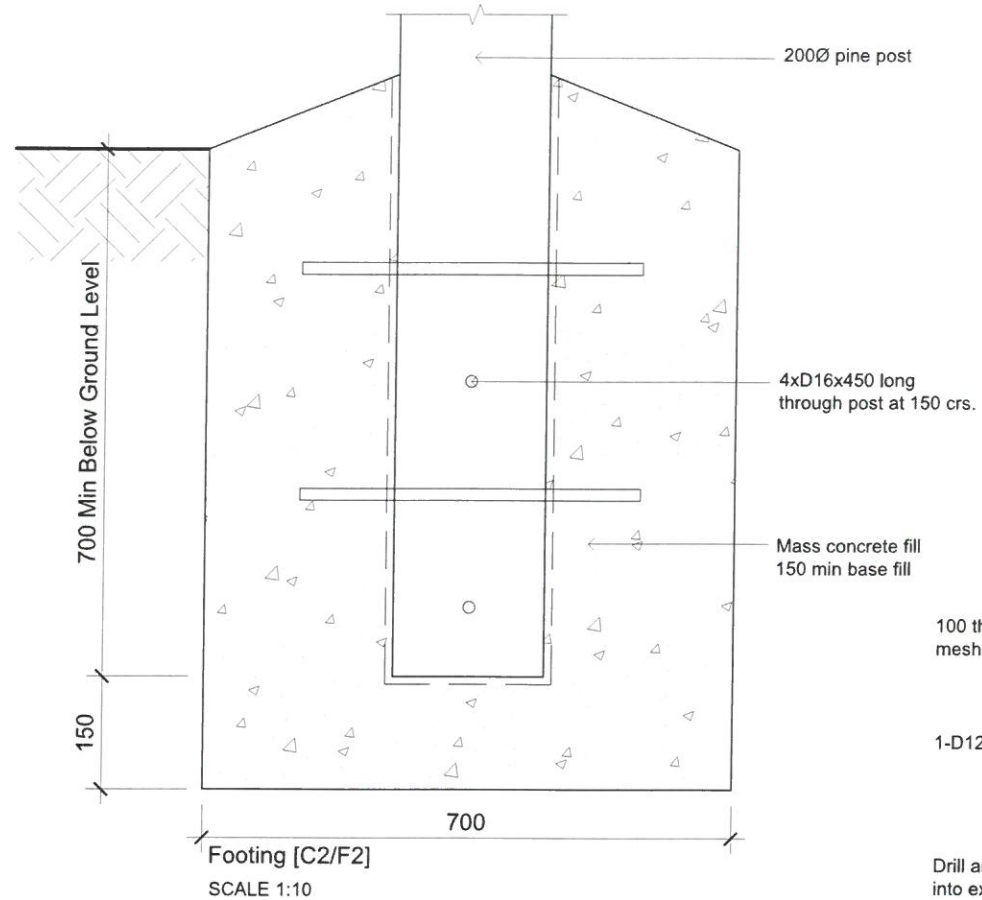
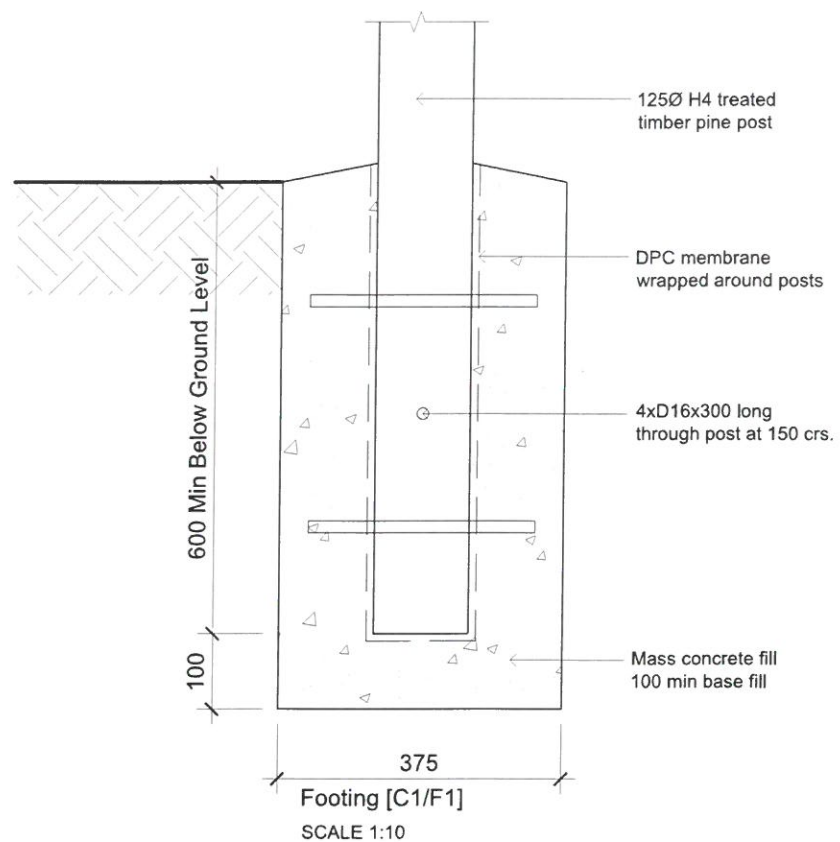
10 Tower Street, Suva, Fiji Island
 PO Box 15734, Suva, Fiji Islands
 o : +679 337 0955
 m : +679 926 5400
 e : jono.orton@gmail.com
 w : www.ortonarchitects.com

Project Title :
Proposed Walkway at SPC Narere Campus

Drawing Title :
Zone A-Foundation Plan

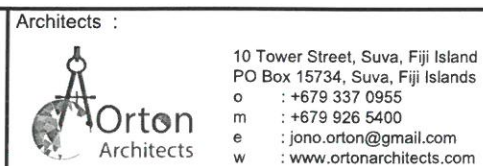
Scale : 1 : 100 Design : JO
 Checked : JO Drawn : vs
 Date : 06 February 2023

REV.	DATE	DESCRIPTION
Project No.	Drawing No.	Revision No.
2206	S100	R--



Structures Checked for Safety & Soundness by:
 Krishneel Sanjay Ram of ISOTECT ENGINEERS (FIJI) PTE LTD
 Chartered & Registered Professional Engineer -
 Civil & Structural & Environment (Fiji, Australia & New Zealand)
 B. Tech Civil - India, Dip. in Civil Engg - Fiji (CME/NZ CPENG Int/PE/NZ) / APEC Engineer,
 NIEAust CPENG / NER ARE / Engineer (NPEI/Aus), MFIE, MASCE, MCSCE, MJSCE & GINCE
 SIGN: [Signature] DATE: 03/02/23

THE CONTRACTOR shall verify all dimensions before commencing any work
 COPYRIGHT - in all drawing specifications and other documents and in the work executed from them remains the property of ORTON ARCHITECTS.
 DIMENSIONS - Confirm all dimensions and profiles with architectural details. Do not scale.



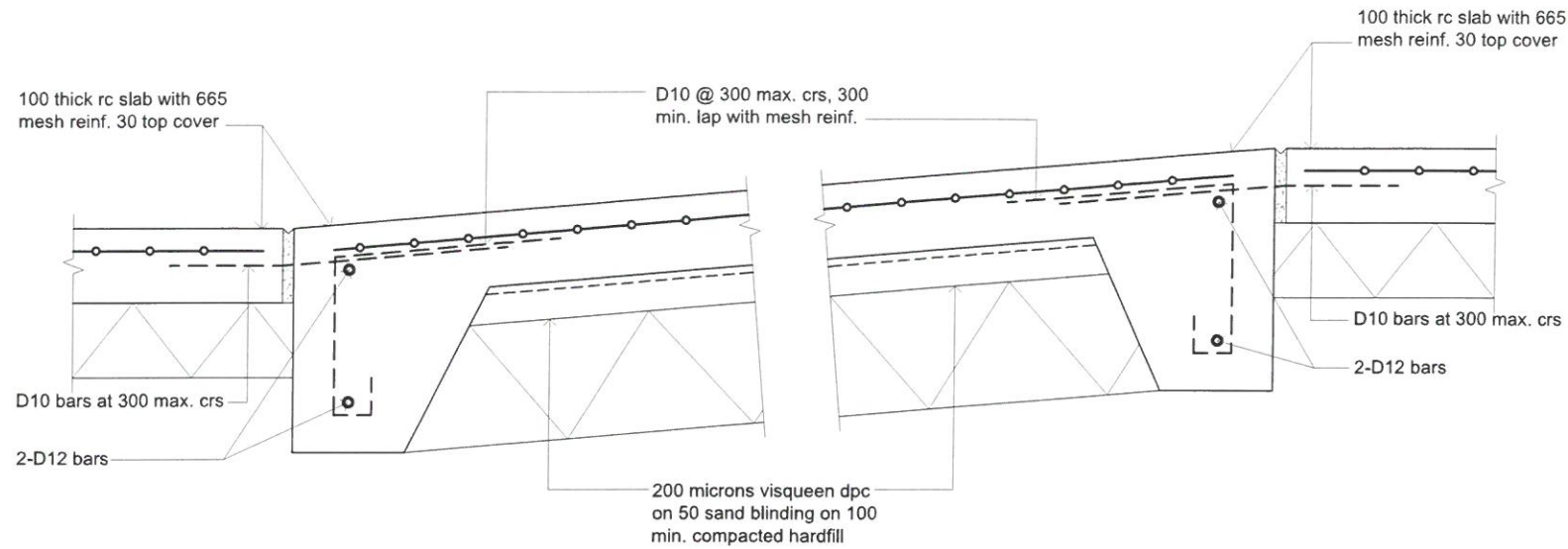
Project Title :
Proposed Walkway at SPC Narere Campus

Drawing Title :
Foundation Details

Scale : 1:10 Design : JO
 Checked : JO Drawn : vs
 Date : 06 February 2023

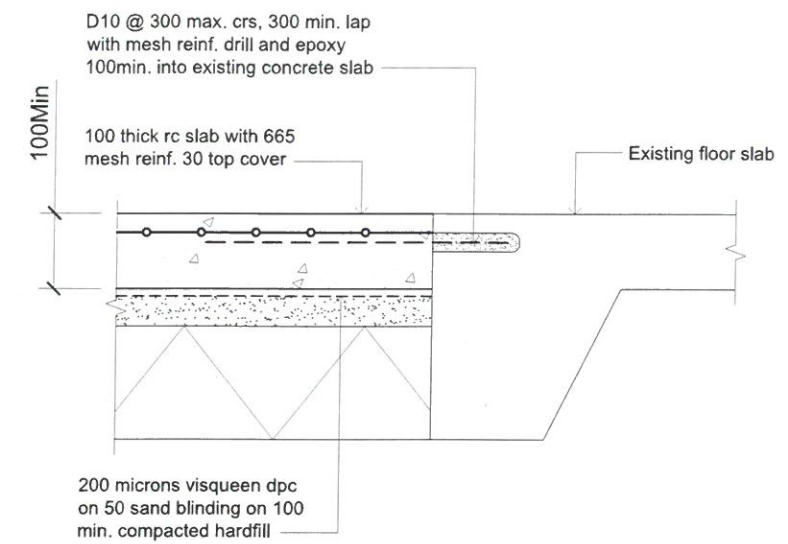
REV.	DATE	DESCRIPTION

Project No.	Drawing No.	Revision No.
2206	S106	R--

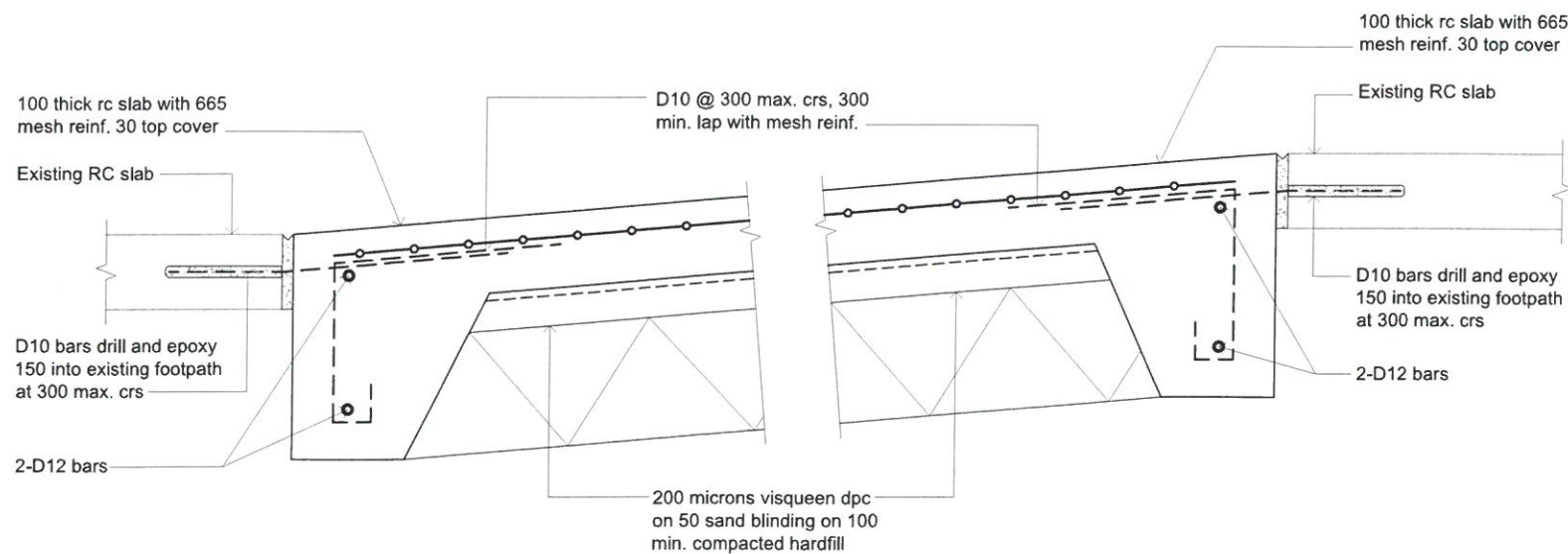


Slab Edge Thickening [SET 2] (Ramp Detail)
SCALE 1:10

Slab Edge Thickening [SET 3] (Ramp Detail)
SCALE 1:10



Typical New Slab to Existing Detail
SCALE 1:10



Slab Edge Thickening [SET 4] (Ramp Detail)
SCALE 1:10

Slab Edge Thickening [SET 5] (Ramp Detail)
SCALE 1:10

Structures Checked for Safety & Soundness by:
 Krishneel Sanjay Ram of ISOTECT ENGINEERS (FIJI) PTE LTD
 Chartered & Registered Professional Engineer -
 Civil & Structural & Environment (Fiji, Australia & New Zealand)
 B. Tech Civil - India, Dip. in Civil Engg - Fiji CMEngNZ CPEng IntPE(NZ) / APEC Engineer,
 MIEAust CPEng (APEC Engineer in PE(Aus)), MFIE, MASCE, MOSCE, MOSCE & OMICE
 SIGN: *[Signature]* DATE: 03/03/23

THE CONTRACTOR shall verify all dimensions before commencing any work
 COPYRIGHT - in all drawing specifications and other documents and in the work executed from them remains the property of ORTON ARCHITECTS.
 DIMENSIONS - Confirm all dimensions and profiles with architectural details. Do not scale.



Architects :
 Orton Architects
 10 Tower Street, Suva, Fiji Island
 PO Box 15734, Suva, Fiji Islands
 o : +679 337 0955
 m : +679 926 5400
 e : jono.orton@gmail.com
 w : www.ortonarchitects.com

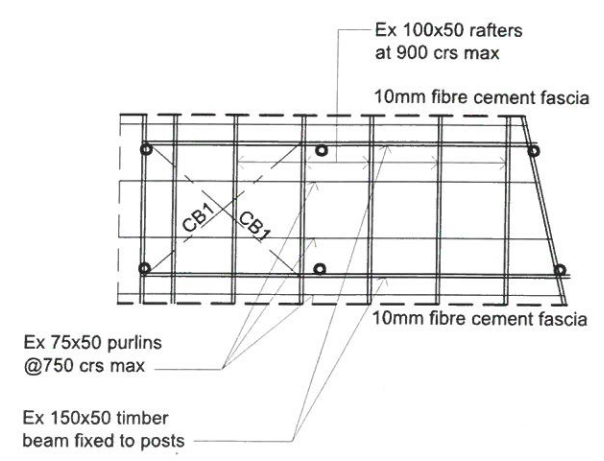
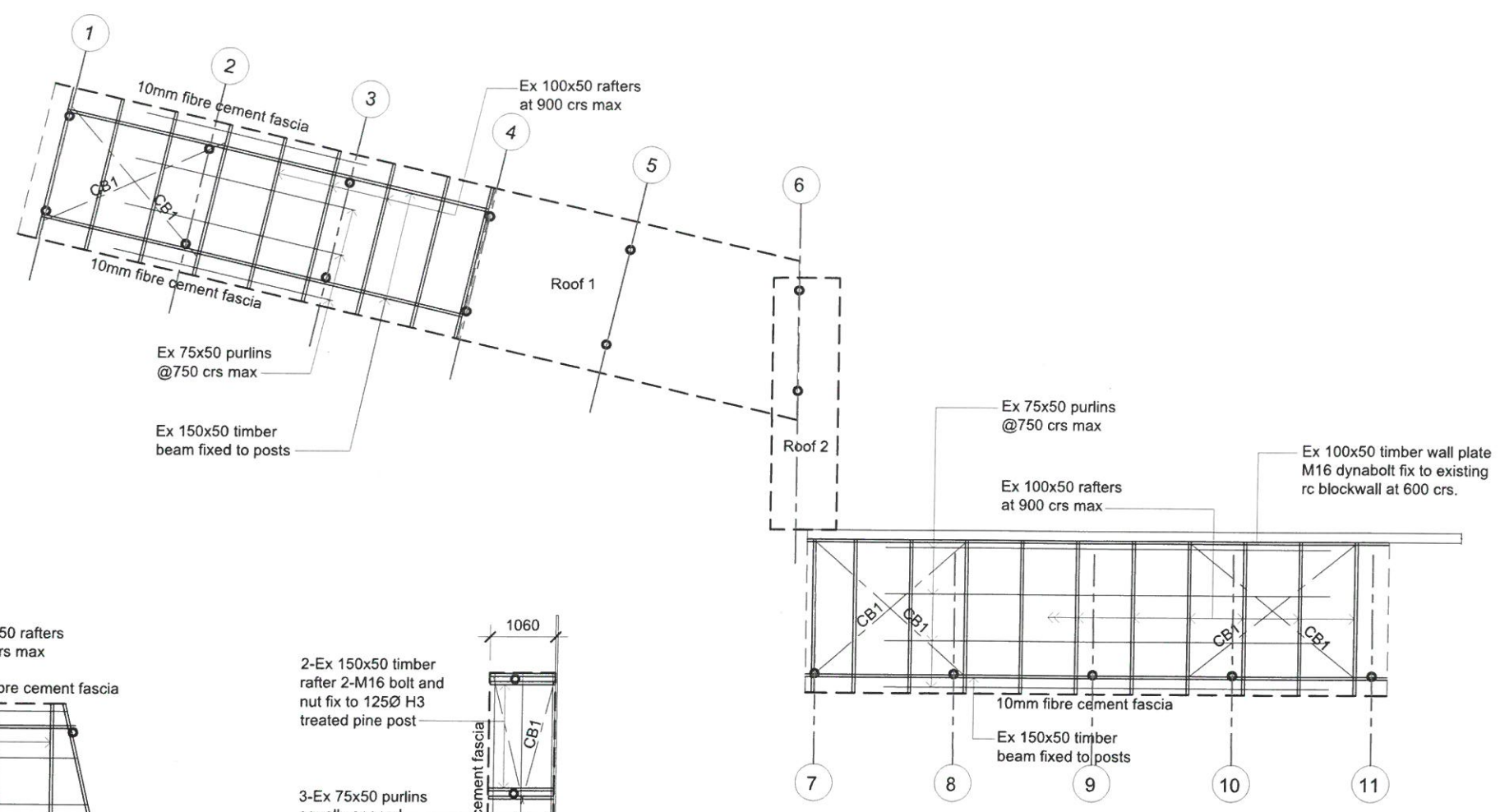
Project Title :
 Proposed Walkway at SPC Narere Campus

Drawing Title :
 Foundation Details

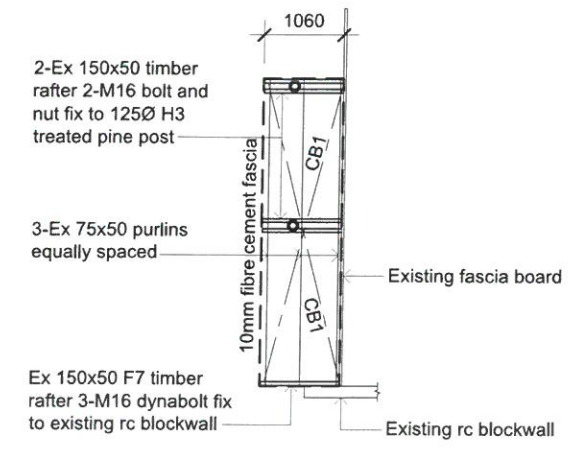
Scale : 1:10 Design : JO
 Checked : JO Drawn : vs
 Date : 06 February 2023

REV.	DATE	DESCRIPTION
Project No.	Drawing No.	Revision No.
2206	S107	R--

MEMBER SCHEDULE	
ABBREV	Description
CB1	25x1.2mm galv. strap cross brace with 3-3.15Ø x 1.2mm x 30mm nails per crossing and 6-3.15 x 1.2mm nails at ends



Roof 1-Roof Framing Plan
Scale: 1:100



Roof 2-Roof Framing Plan
Scale: 1:100

Structures Checked for Safety & Soundness by:
 Krishneel Sanjay Ram of ISOTECT ENGINEERS (FIJI) PTE LTD
 Chartered & Registered Professional Engineer -
 Civil & Structural & Environment (Fiji, Australia & New Zealand)
 B.Tech Civil - India, Dip. in Civil Engg - Fiji, CMEngNZ, CPEng, IntPE(NZ) / APEC Engineer,
 MIEAust, CPEng, NER, ARQC Engineer IntPE(Aus), MFIE, MAACE, MCSCE, MJSCCE & GNICE
 SIGN: [Signature] DATE: 03/03/23

THE CONTRACTOR shall verify all dimensions before commencing any work
 COPYRIGHT - in all drawing specifications and other documents and in the work executed from them remains the property of ORTON ARCHITECTS.
 DIMENSIONS - Confirm all dimensions and profiles with architectural details. Do not scale.



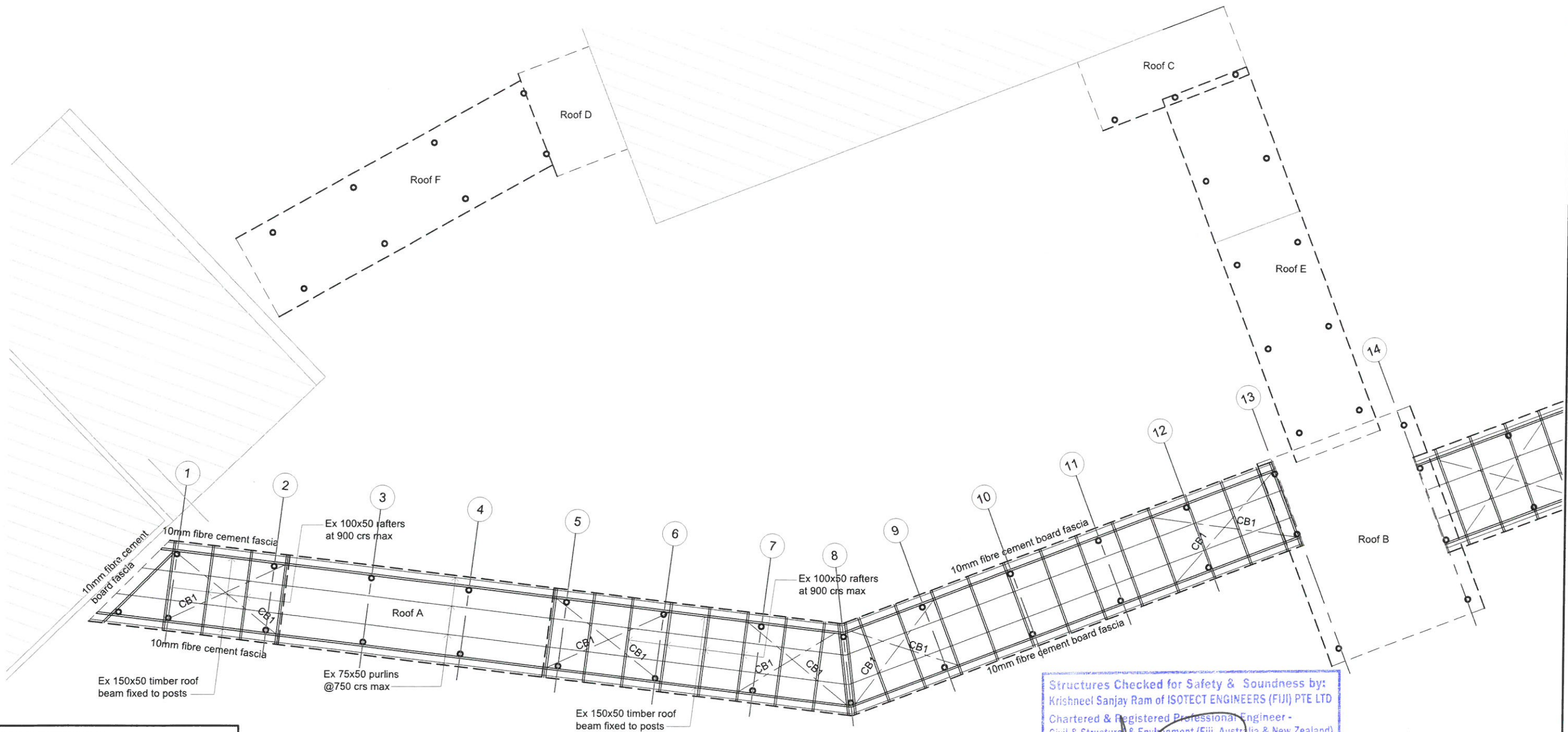
Architects :
 Orton Architects
 10 Tower Street, Suva, Fiji Island
 PO Box 15734, Suva, Fiji Islands
 o : +679 337 0955
 m : +679 926 5400
 e : jono.orton@gmail.com
 w : www.ortonarchitects.com

Project Title :
 Proposed Walkway at SPC Narere Campus

Drawing Title :
 Zone A-Roof Framing Plan

Scale : 1 : 100 Design : JO
 Checked : JO Drawn : vs
 Date : 06 February 2023

REV.	DATE	DESCRIPTION	
		Project No.	Drawing No.
		Revision No.	
		2206	S110 R--



MEMBER SCHEDULE	
ABBREV	Description
CB1	25x1.2mm galv. strap cross brace with 3-3.15Ø x 1.2mm x 30mm nails per crossing and 6-3.15 x 1.2mm nails at ends

Structures Checked for Safety & Soundness by:
 Krishneel Sanjay Ram of ISOTECT ENGINEERS (FIJI) PTE LTD
 Chartered & Registered Professional Engineer -
 Civil & Structural & Environment (Fiji, Australia & New Zealand)
 B. Tech Civil - India, Dip. in Civil Engg - Fiji, CEngNZ, CPEng (MPE/NZ) / APEC Engineer,
 NIEAust CPEng, FR ANZ Engineer (MPE/Aus), MFIE, MUSE, MCSCE, MUSCE & GMVCE

SIGN: *[Signature]* DATE: 03/03/23

THE CONTRACTOR shall verify all dimensions before commencing any work
 COPYRIGHT - in all drawing specifications and other documents and in the work executed from them remains the property of ORTON ARCHITECTS.
 DIMENSIONS - Confirm all dimensions and profiles with architectural details. Do not scale.

Client :



SPC
 Secretariat
 of the Pacific
 Community

Architects :



Orton
 Architects

10 Tower Street, Suva, Fiji Island
 PO Box 15734, Suva, Fiji Islands
 o : +679 337 0955
 m : +679 926 5400
 e : jono.orton@gmail.com
 w : www.ortonarchitects.com

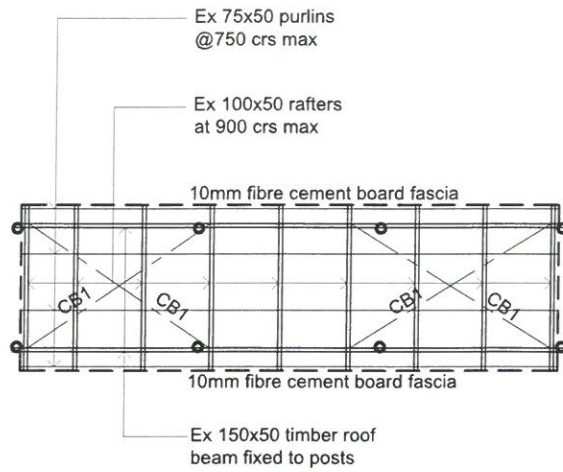
Project Title :
**Proposed Walkway at SPC
 Narere Campus**

Drawing Title :
Zone B-Roof Framing Plan

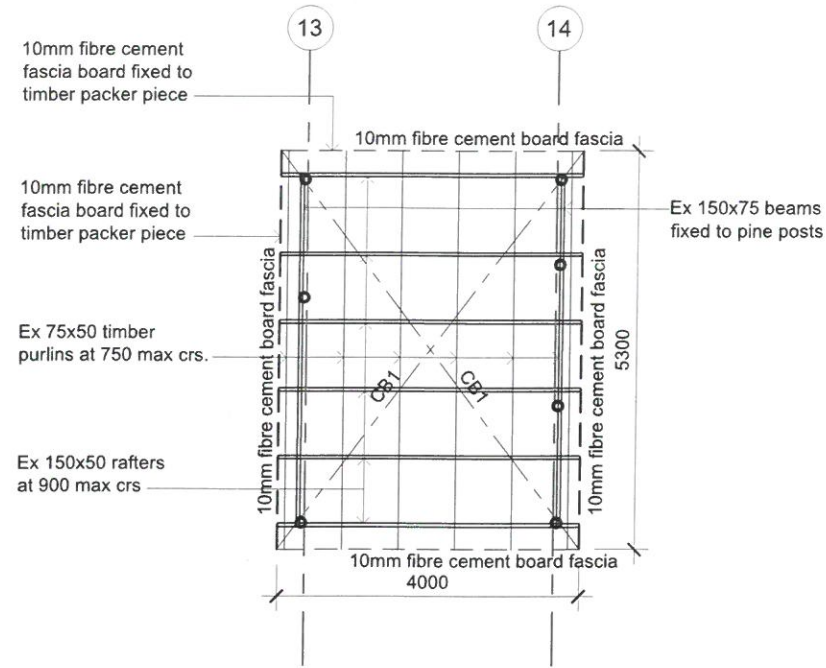
Scale : 1 : 100 Design : JO
 Checked : JO Drawn : vs
 Date : 06 February 2023

REV.	DATE	DESCRIPTION

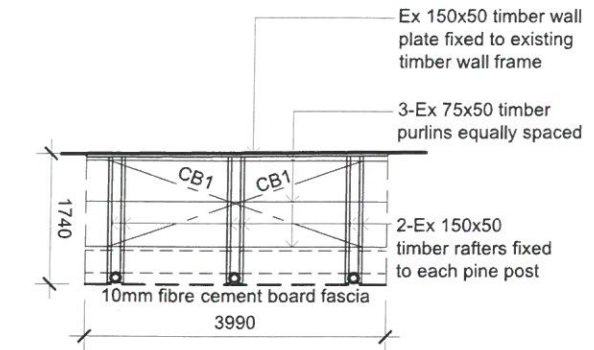
Project No.	Drawing No.	Revision No.
2206	S111	R--



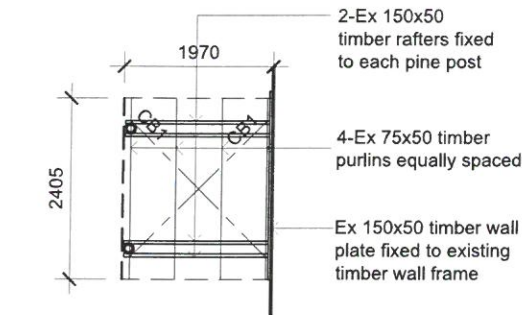
Roof A-Roof Framing Plan
Scale: 1:100



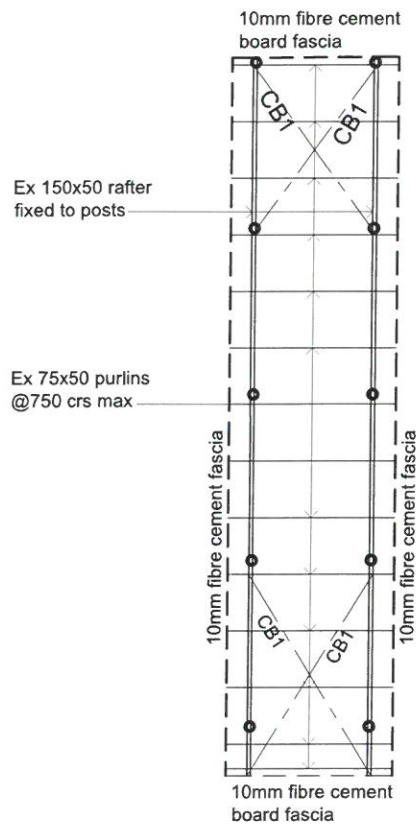
Roof B-Roof Framing Plan
Scale: 1:100



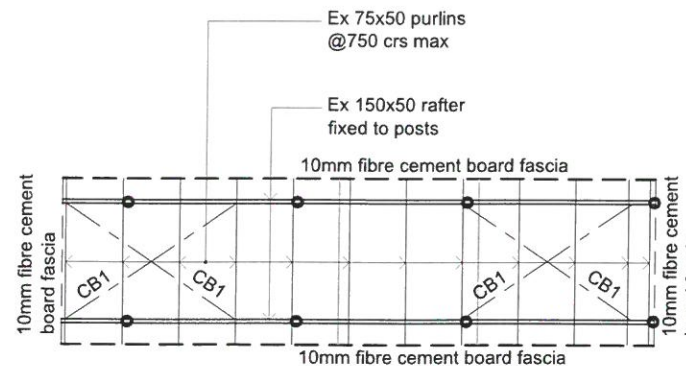
Roof C-Roof Framing Plan
Scale: 1:100



Roof D-Roof Framing Plan
Scale: 1:100



Roof E-Roof Framing Plan
Scale: 1:100



Roof F-Roof Framing Plan
Scale: 1:100

MEMBER SCHEDULE	
ABBREVIATION	Description
CB1	25x1.2mm galv. strap cross brace with 3-3.15Ø x 1.2mm x 30mm nails per crossing and 6-3.15 x 1.2mm nails at ends

Structures Checked for Safety & Soundness by:
 Krishneel Sanjay Ram of ISOTECT ENGINEERS (FIJI) PTE LTD
 Chartered & Registered Professional Engineer -
 Civil & Structural & Environment (Fiji, Australia & New Zealand)
 B. Tech Civil - India, B. Sc. in Civil Engg - Fiji CMEngNZ CPEng (NPE)(NZ) / APEC Engineer,
 MIE Aust CPEng NEB / REC Engineer (NPE)(Aus), MFIE, MASCE, MCSCE, MJSCE & GMICE
 SIGN: DATE: 03/03/23

THE CONTRACTOR shall verify all dimensions before commencing any work
 COPYRIGHT - in all drawing specifications and other documents and in the work executed from them remains the property of ORTON ARCHITECTS.
 DIMENSIONS - Confirm all dimensions and profiles with architectural details. Do not scale.



Architects :
 Orton Architects
 10 Tower Street, Suva, Fiji Island
 PO Box 15734, Suva, Fiji Islands
 o : +679 337 0955
 m : +679 926 5400
 e : jono.orton@gmail.com
 w : www.ortonarchitects.com

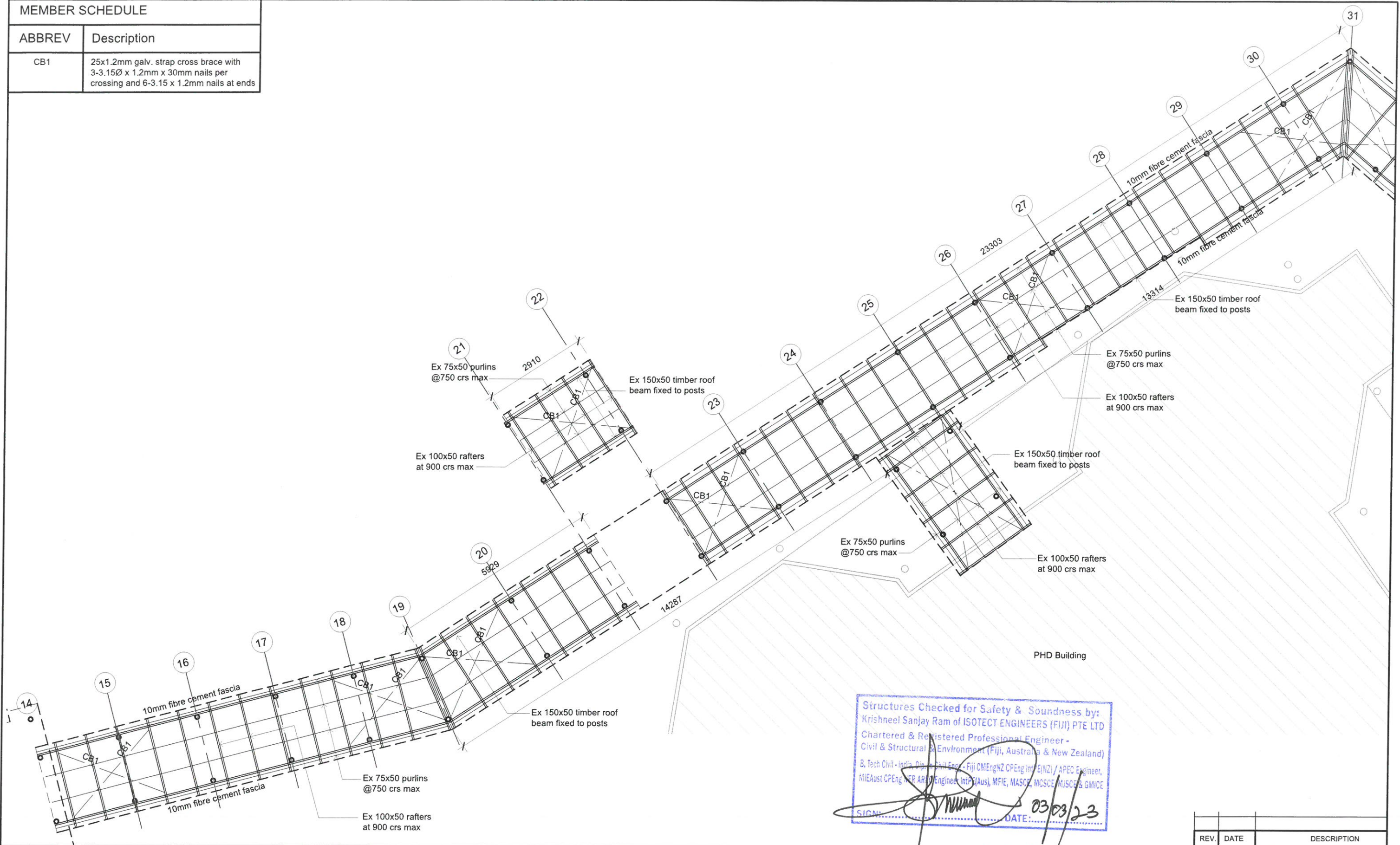
Project Title :
 Proposed Walkway at SPC Narere Campus

Drawing Title :
 Zone B-Roof Framing Plan

Scale : 1 : 100 Design : JO
 Checked : JO Drawn : vs
 Date : 06 February 2023

REV.	DATE	DESCRIPTION
Project No.	Drawing No.	Revision No.
2206	S112	R--

MEMBER SCHEDULE	
ABBREV	Description
CB1	25x1.2mm galv. strap cross brace with 3-3.15Ø x 1.2mm x 30mm nails per crossing and 6-3.15 x 1.2mm nails at ends



THE CONTRACTOR shall verify all dimensions before commencing any work
 COPYRIGHT - in all drawing specifications and other documents and in the work executed from them remains the property of ORTON ARCHITECTS.
 DIMENSIONS - Confirm all dimensions and profiles with architectural details. Do not scale.

Client :

Architects :

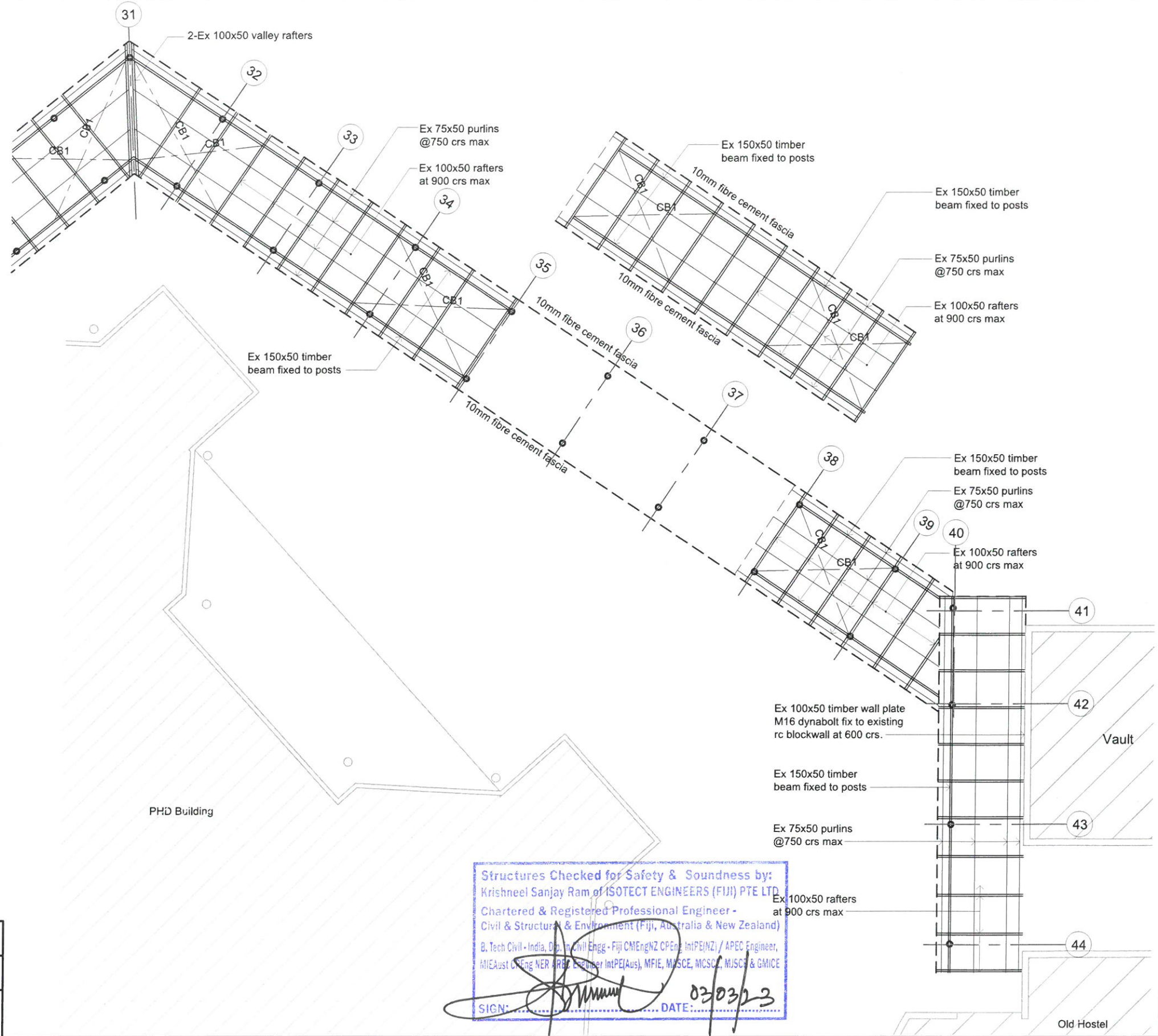
10 Tower Street, Suva, Fiji Island
 PO Box 15734, Suva, Fiji Islands
 o : +679 337 0955
 m : +679 926 5400
 e : jono.orton@gmail.com
 w : www.ortonarchitects.com

Project Title :
Proposed Walkway at SPC Narere Campus

Drawing Title :
Zone B-Roof Framing Plan Continued

Scale : 1 : 100 Design : JO
 Checked : JO Drawn : vs
 Date : 06 February 2023

REV.	DATE	DESCRIPTION
Project No.	Drawing No.	Revision No.
2206	S113	R--



MEMBER SCHEDULE	
ABBREV	Description
CB1	25x1.2mm galv. strap cross brace with 3-3.15Ø x 1.2mm x 30mm nails per crossing and 6-3.15 x 1.2mm nails at ends

Structures Checked for Safety & Soundness by:
 Krishneel Sanjay Ram of ISOTECT ENGINEERS (FIJI) PTE LTD
 Chartered & Registered Professional Engineer -
 Civil & Structural & Environment (Fiji, Australia & New Zealand)
 B.Tech Civil - India, Dip. in Civil Engg - Fiji CMEngNZ CPEng IntPE(NZ) / APEC Engineer,
 MIEAust (Eng NER - RBA Engineer IntPE(Aus), MFIE, MNSCE, MCSCZ, MJSCZ & GMICE
 SIGN: *[Signature]* DATE: 03/03/23

THE CONTRACTOR shall verify all dimensions before commencing any work
 COPYRIGHT - in all drawing specifications and other documents and in the work executed from them remains the property of ORTON ARCHITECTS.
 DIMENSIONS - Confirm all dimensions and profiles with architectural details. Do not scale.

Client :

Architects :

10 Tower Street, Suva, Fiji Island
 PO Box 15734, Suva, Fiji Islands
 o : +679 337 0955
 m : +679 926 5400
 e : jono.orton@gmail.com
 w : www.ortonarchitects.com

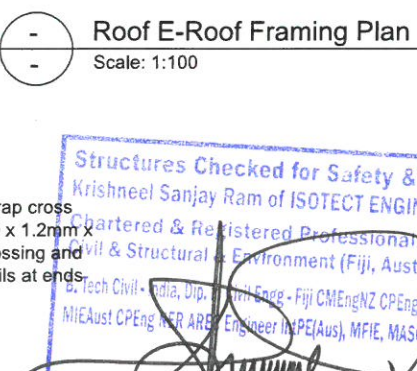
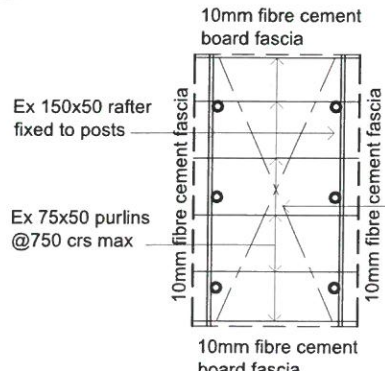
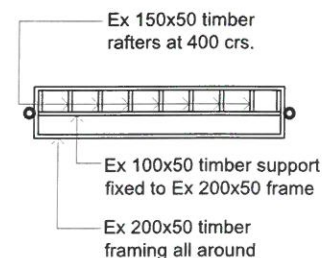
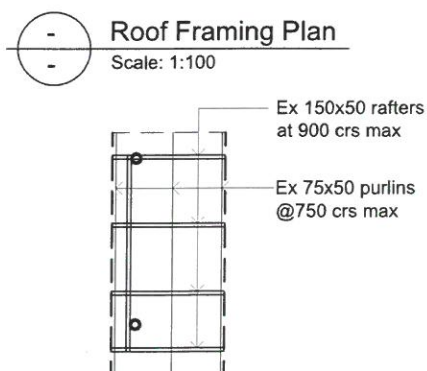
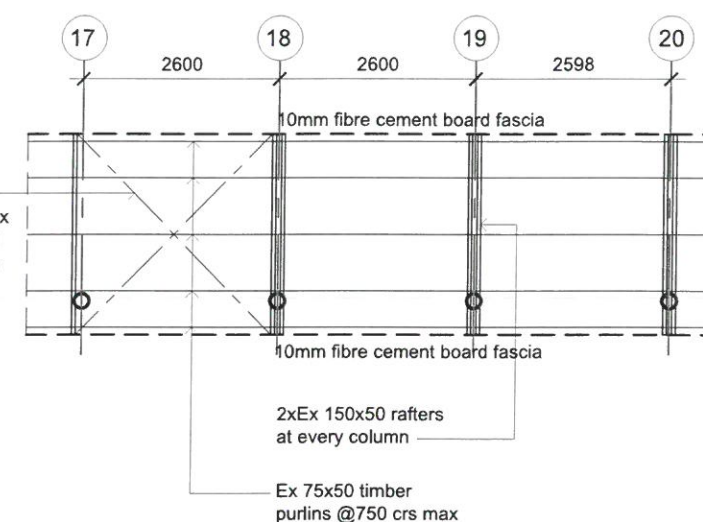
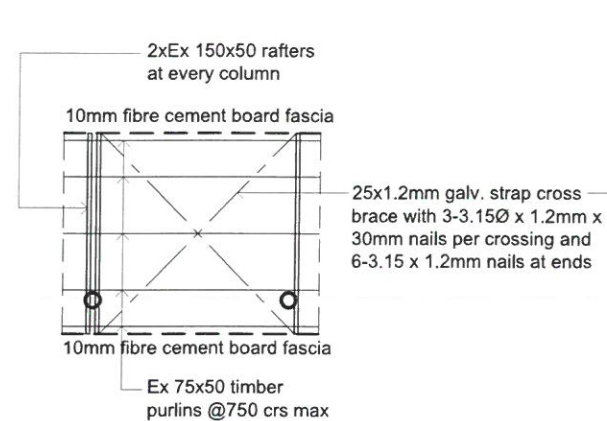
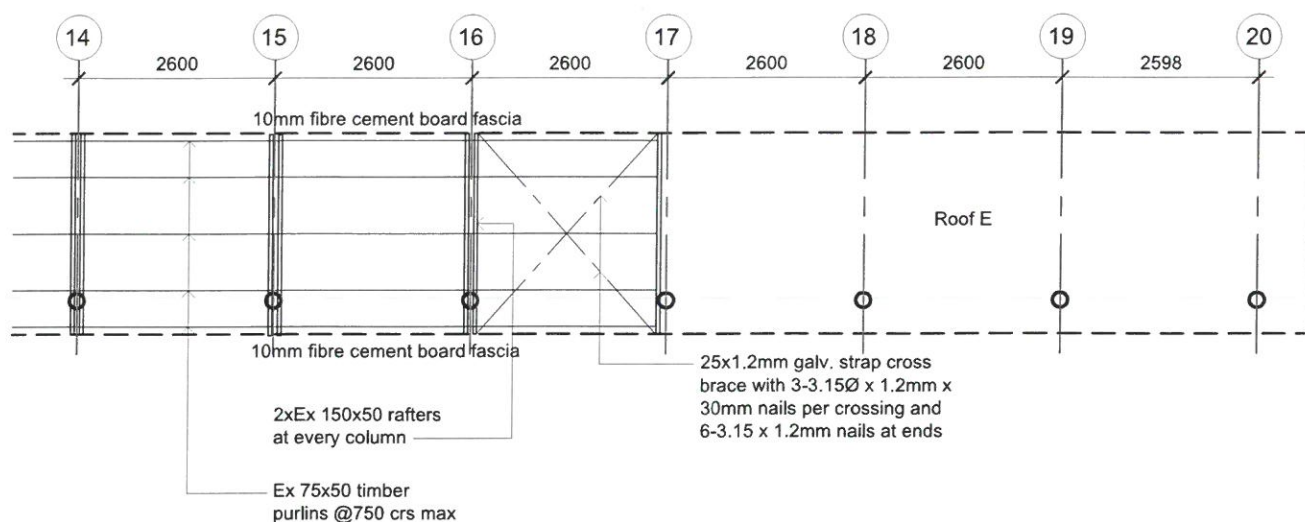
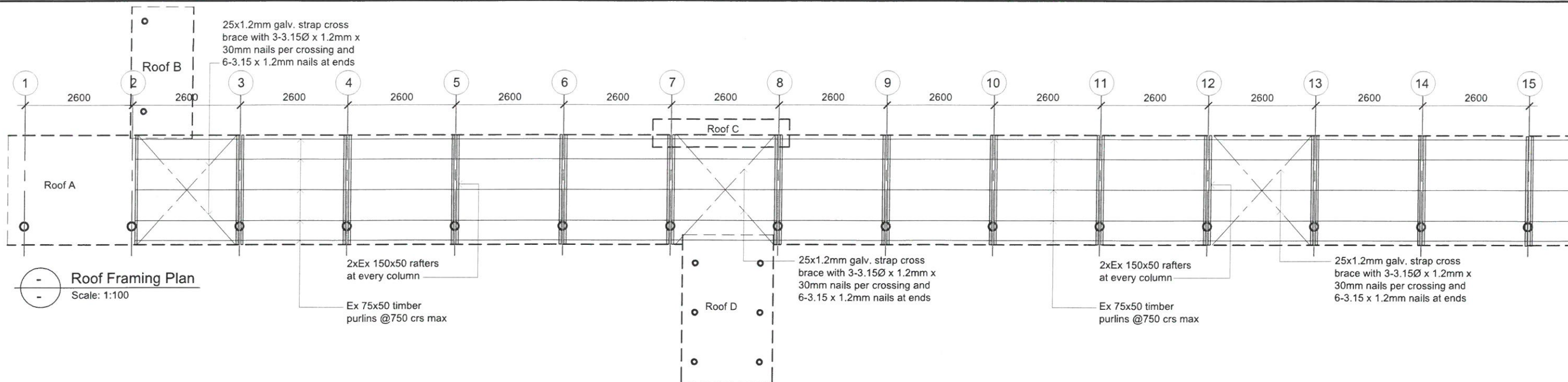
Project Title :
Proposed Walkway at SPC Narere Campus

Drawing Title :
Zone B-Roof Framing Plan

Scale : 1 : 100 Design : JO
 Checked : JO Drawn : vs
 Date : 06 February 2023

REV.	DATE	DESCRIPTION

Project No.	Drawing No.	Revision No.
2206	S114	R--



THE CONTRACTOR shall verify all dimensions before commencing any work
COPYRIGHT - in all drawing specifications and other documents and in the work executed from them remains the property of ORTON ARCHITECTS.
DIMENSIONS - Confirm all dimensions and profiles with architectural details. Do not scale.



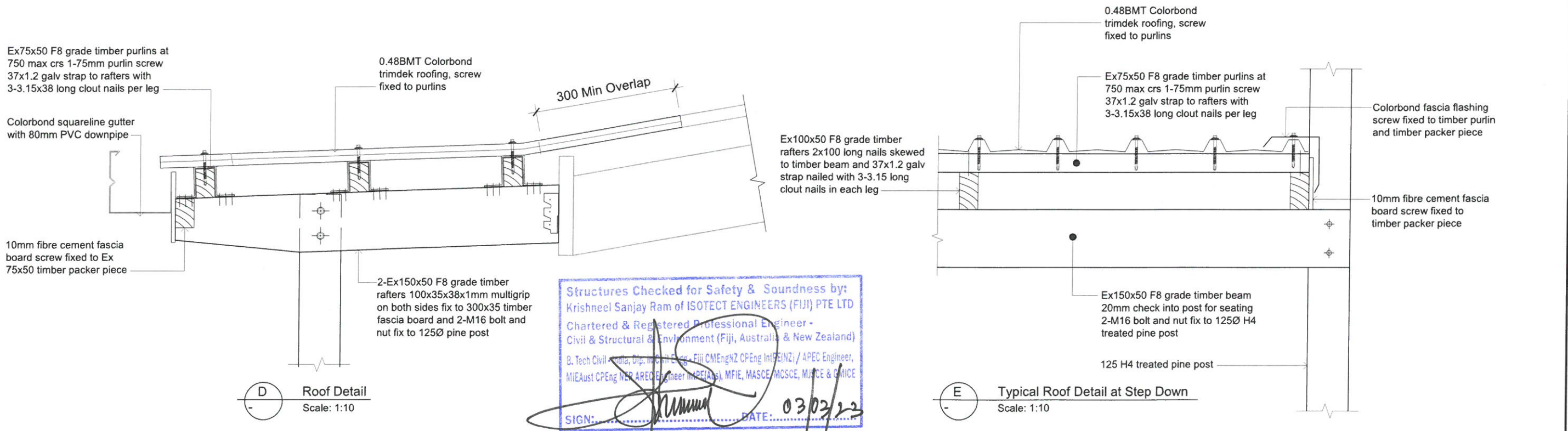
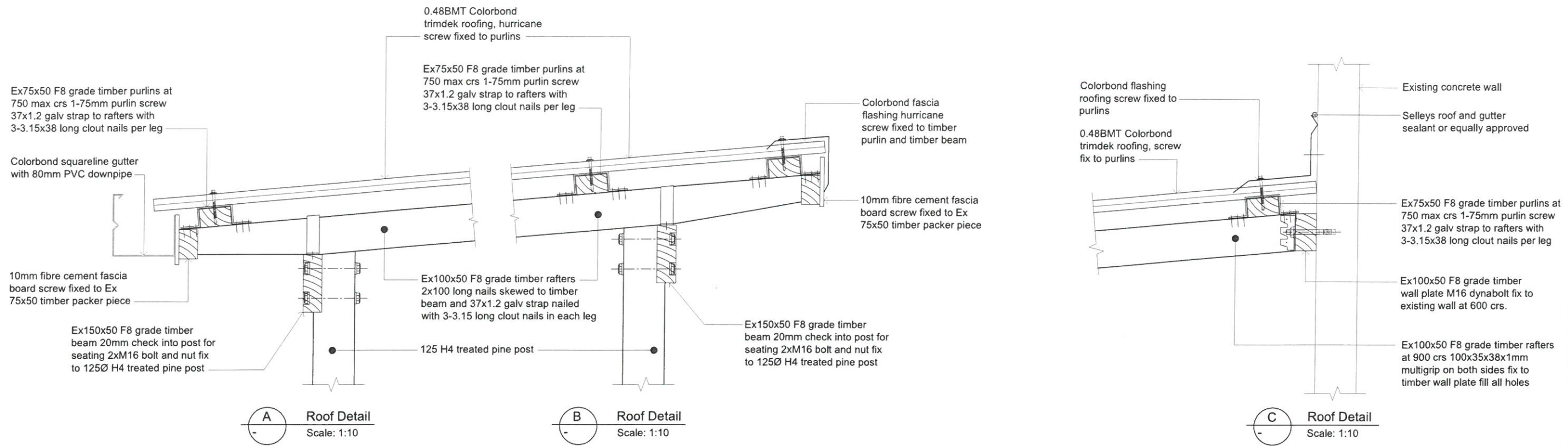
Architects :
Orton Architects
10 Tower Street, Suva, Fiji Island
PO Box 15734, Suva, Fiji Islands
o : +679 337 0955
m : +679 926 5400
e : jono.orton@gmail.com
w : www.ortonarchitects.com

Project Title :
Proposed Walkway at SPC Narere Campus

Drawing Title :
Zone C-Roof Framing Plan

Scale : 1 : 100 Design : JO
Checked : JO Drawn : vs
Date : 06 February 2023

REV.	DATE	DESCRIPTION
Project No.	Drawing No.	Revision No.
2206	S115	R--



Structures Checked for Safety & Soundness by:
 Krishneel Sanjay Ram of ISOTECT ENGINEERS (FIJI) PTE LTD
 Chartered & Registered Professional Engineer -
 Civil & Structural & Environment (Fiji, Australia & New Zealand)
 B. Tech Civil & Env. Engg. (Fiji) CEng NZ CPEng Int (Fiji) / APEC Engineer,
 MIE Aust CPEng NEP AREC Engineer (MPEAs), MFIE, MASCE, MCSCE, MICE & CMICE
 SIGN: [Signature] DATE: 03/02/23

THE CONTRACTOR shall verify all dimensions before commencing any work
 COPYRIGHT - in all drawing specifications and other documents and in the work executed from them remains the property of ORTON ARCHITECTS.
 DIMENSIONS - Confirm all dimensions and profiles with architectural details. Do not scale.

Client :

Architects :

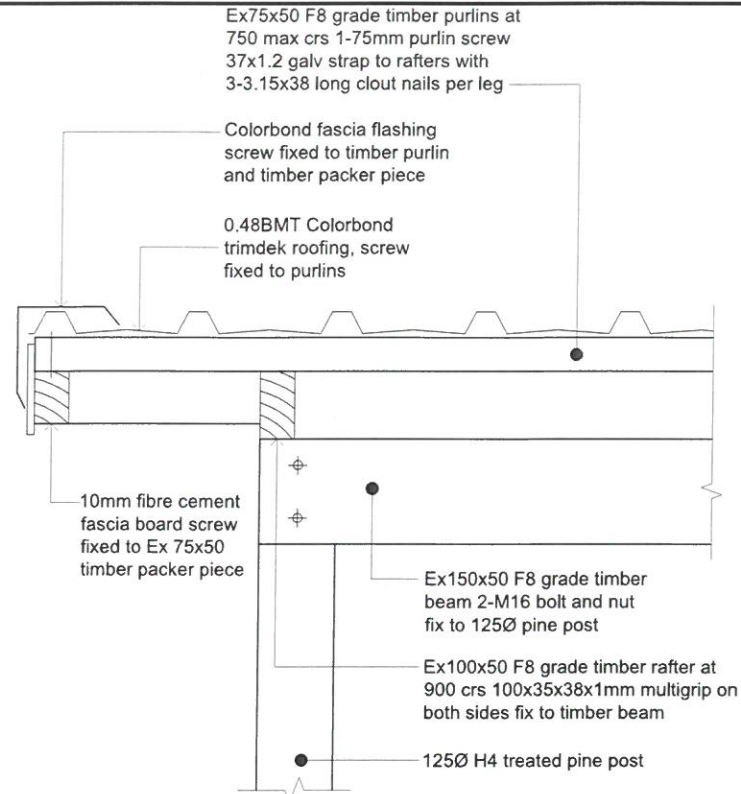
10 Tower Street, Suva, Fiji Island
 PO Box 15734, Suva, Fiji Islands
 o : +679 337 0955
 m : +679 926 5400
 e : jono.orton@gmail.com
 w : www.ortonarchitects.com

Project Title :
Proposed Walkway at SPC Narere Campus

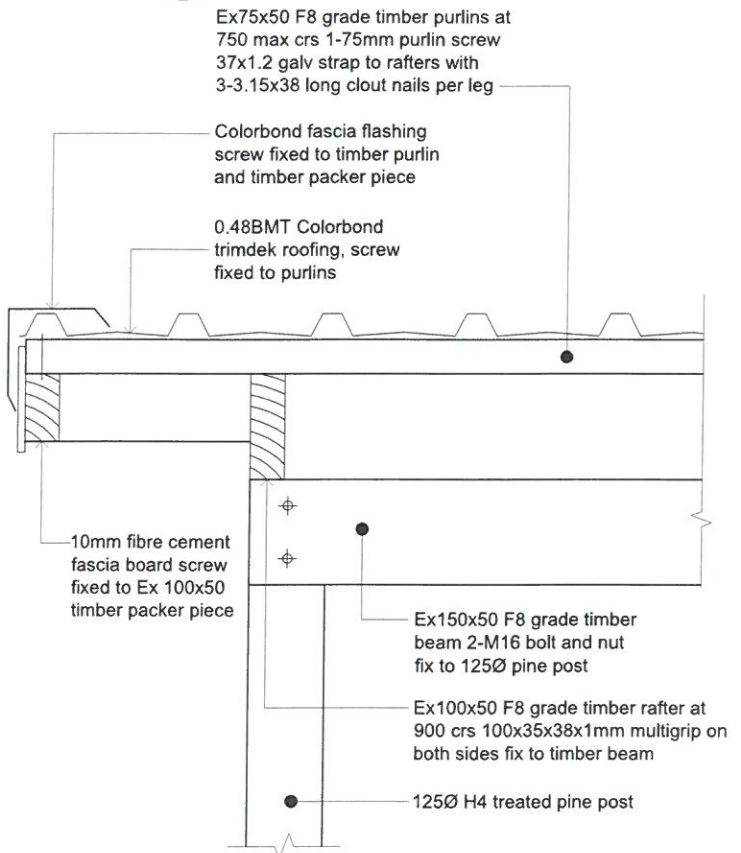
Drawing Title :
Construction Details

Scale : 1 : 10 Design : JO
 Checked : JO Drawn : vs
 Date : 06 February 2023

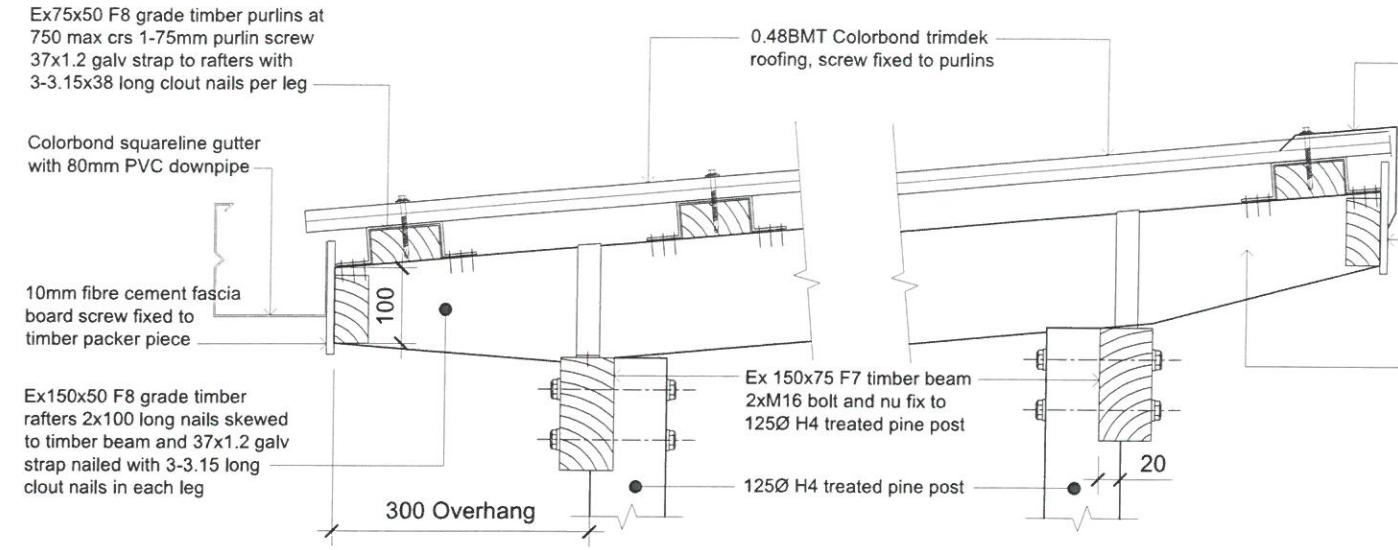
REV.	DATE	DESCRIPTION
Project No.	Drawing No.	Revision No.
2206	S117	R--



J Typical Overhang Detail
Scale: 1:10

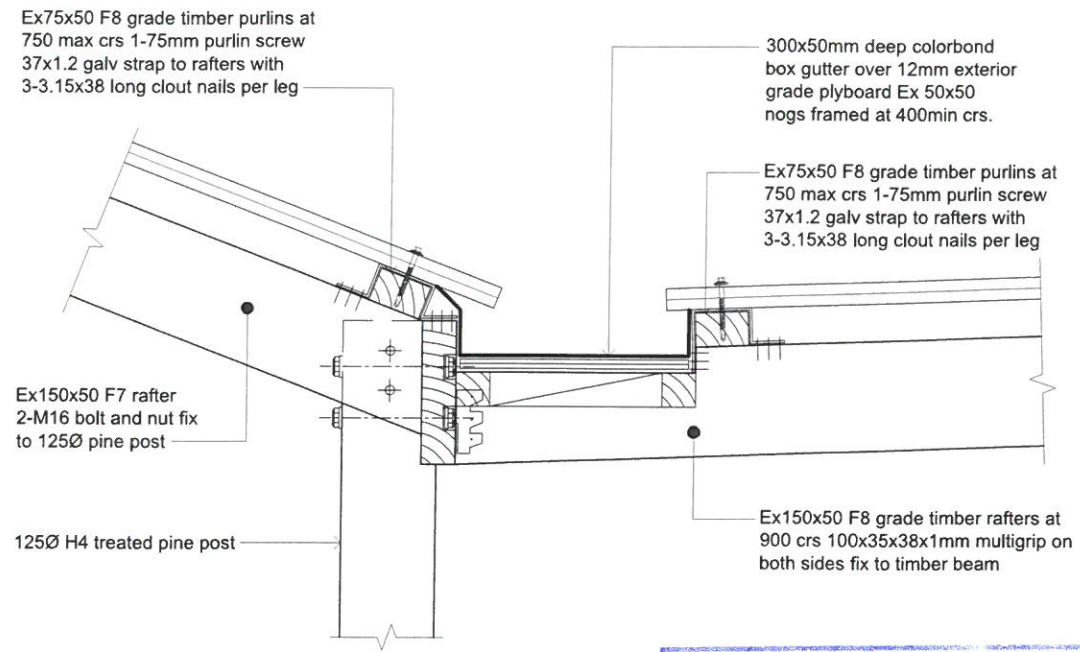


K Typical Overhang Detail
Scale: 1:10

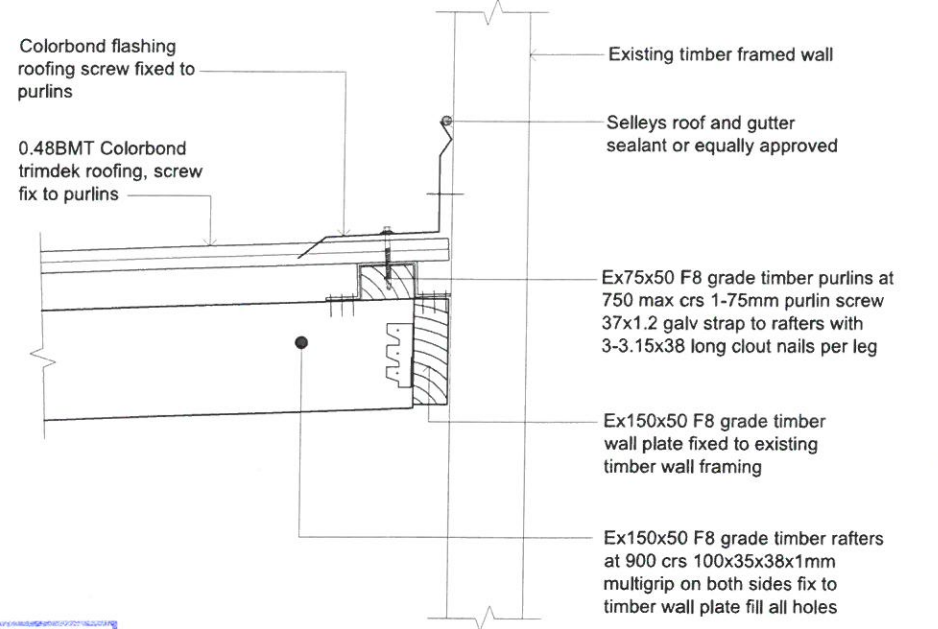


F Roof Detail
Scale: 1:10

G Roof Detail
Scale: 1:10



H Roof Detail
Scale: 1:10



I Roof Detail
Scale: 1:10

Structures Checked for Safety & Soundness by:
 Krishneel Sanjay Ram of ISOTECT ENGINEERS (FIJI) PTE LTD
 Chartered & Registered Professional Engineer -
 Civil & Structural & Environment (Fiji, Australia & New Zealand)
 B. Tech Civil - India, Dip. in Civil Engg - Fiji, CM Engg NZ, CP Eng Int (NZ) / APEC Engineer,
 MIE Aust CP Engg (NER AR) / Engineer (IRE) (Aus), MFIE, MASCE, WGSCE, WJSC & GMICE
 SIGN: [Signature] DATE: 03/03/23

THE CONTRACTOR shall verify all dimensions before commencing any work
 COPYRIGHT - in all drawing specifications and other documents and in the work executed from them remains the property of ORTON ARCHITECTS.
 DIMENSIONS - Confirm all dimensions and profiles with architectural details. Do not scale.



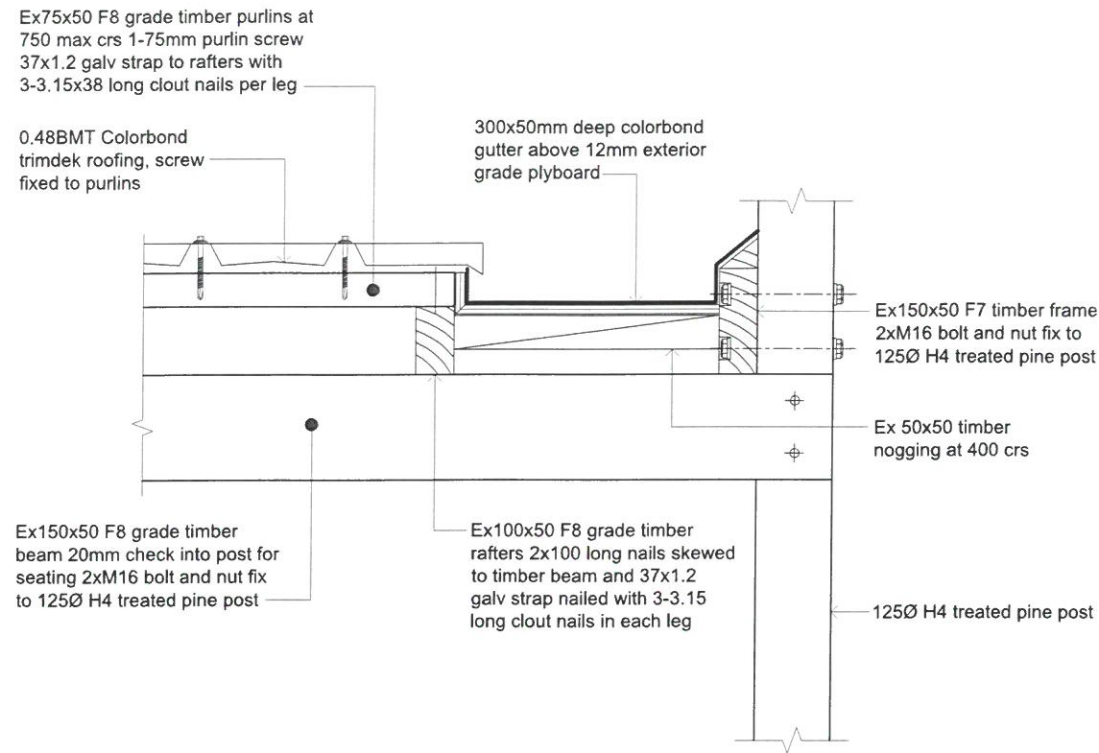
Architects :
 Orton Architects
 10 Tower Street, Suva, Fiji Island
 PO Box 15734, Suva, Fiji Islands
 o : +679 337 0955
 m : +679 926 5400
 e : jono.orton@gmail.com
 w : www.ortonarchitects.com

Project Title :
 Proposed Walkway at SPC Narere Campus

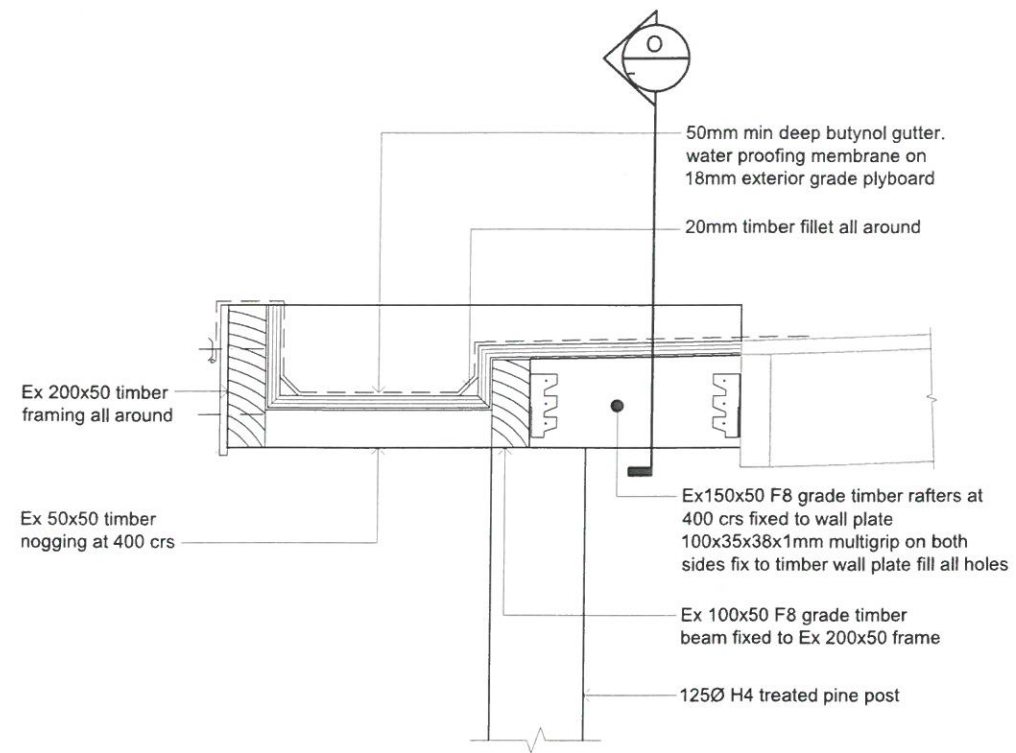
Drawing Title :
 Zone A-Construction Details

Scale : 1 : 10 Design : JO
 Checked : JO Drawn : vs
 Date : 06 February 2023

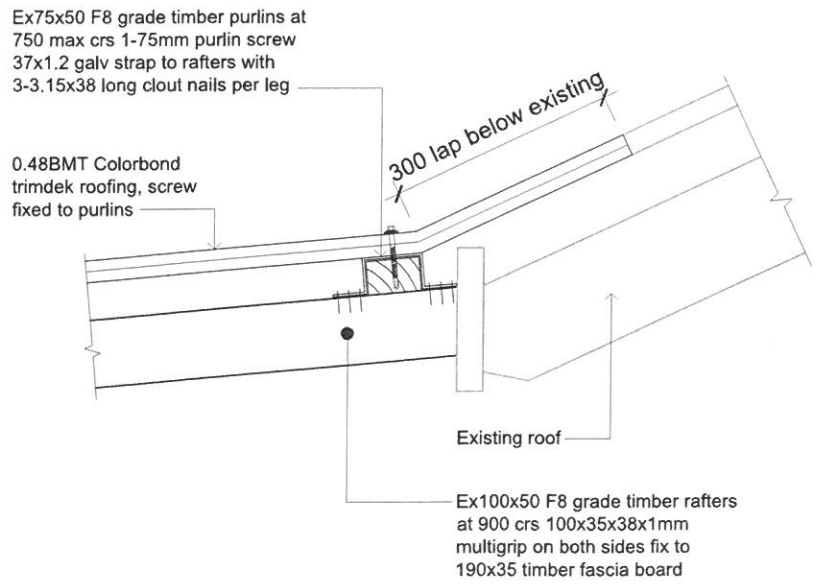
REV.	DATE	DESCRIPTION
Project No.	Drawing No.	Revision No.
2206	S118	R--



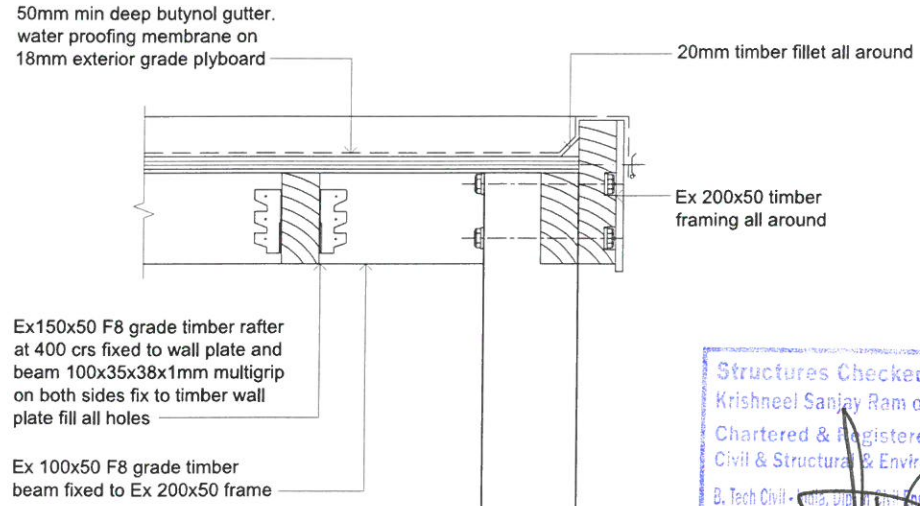
L Roof Detail Scale: 1:10



M Roof Detail Scale: 1:10



N Roof Detail Scale: 1:10



O Roof Detail Scale: 1:10

Structures Checked for Safety & Soundness by:
 Krishneel Sanjay Ram of ISOTECT ENGINEERS (FIJI) PTE LTD
 Chartered & Registered Professional Engineer -
 Civil & Structural & Environment (Fiji, Australia & New Zealand)
 B. Tech Civil - India, Dip. in Civil Engng - Fiji CMEngNZ CPEng (MPE/NZ) / APEC Engineer,
 MIEAust CPEng (NER) ARMC Engineer (MPE/Aus), MFIE, MASCE, MCSCE, MACE & AMICE
 SIGN: [Signature] DATE: 02/03/23

THE CONTRACTOR-shall verify all dimensions before commencing any work
 COPYRIGHT - in all drawing specifications and other documents and in the work executed from them remains the property of ORTON ARCHITECTS.
 DIMENSIONS - Confirm all dimensions and profiles with architectural details. Do not scale.

Client : SPC Secretariat of the Pacific Community

Architects : Orton Architects
 10 Tower Street, Suva, Fiji Island
 PO Box 15734, Suva, Fiji Islands
 o : +679 337 0955
 m : +679 926 5400
 e : jono.orton@gmail.com
 w : www.ortonarchitects.com

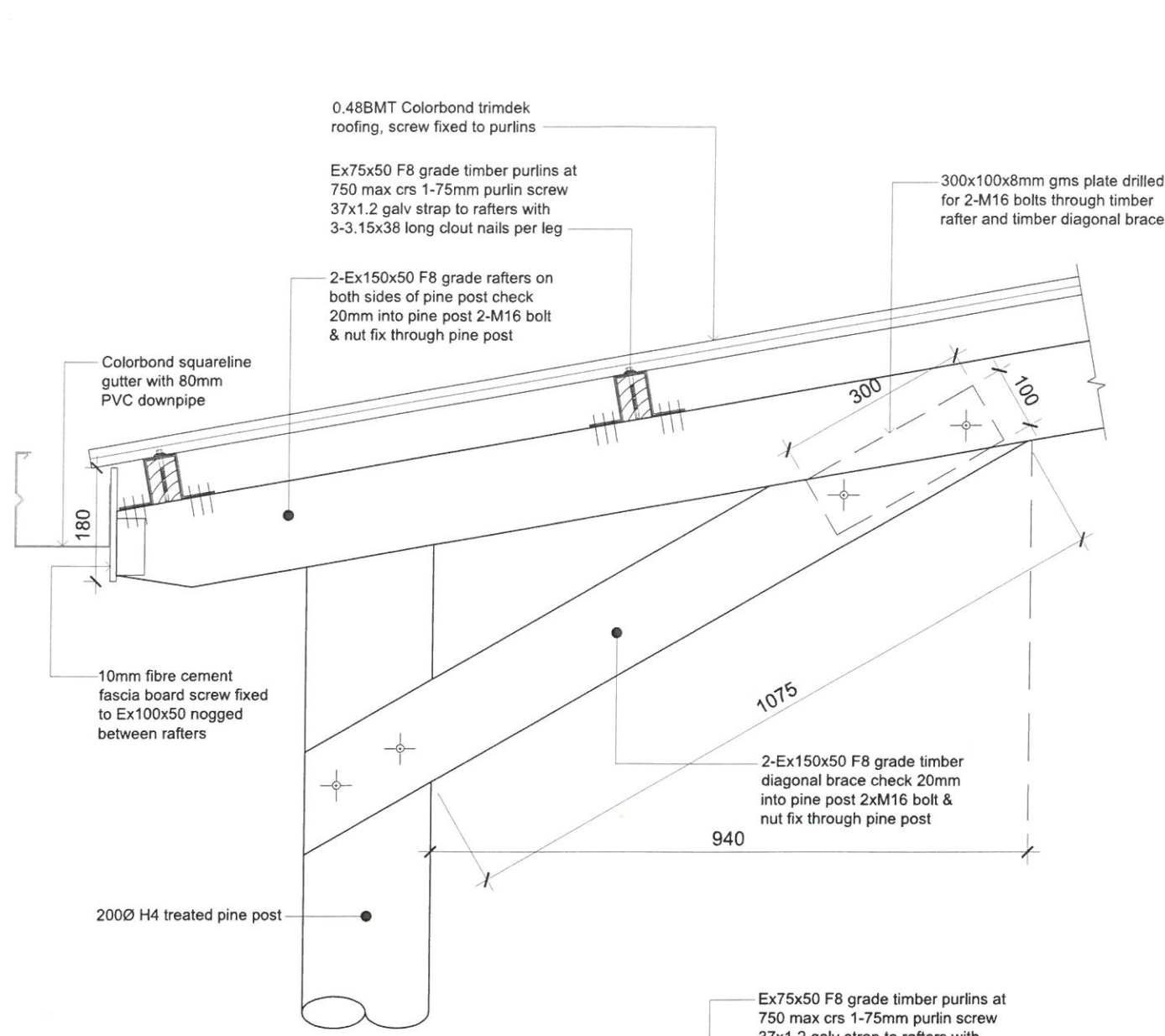
Project Title : Proposed Walkway at SPC Narere Campus

Drawing Title : Zone A-Construction Details

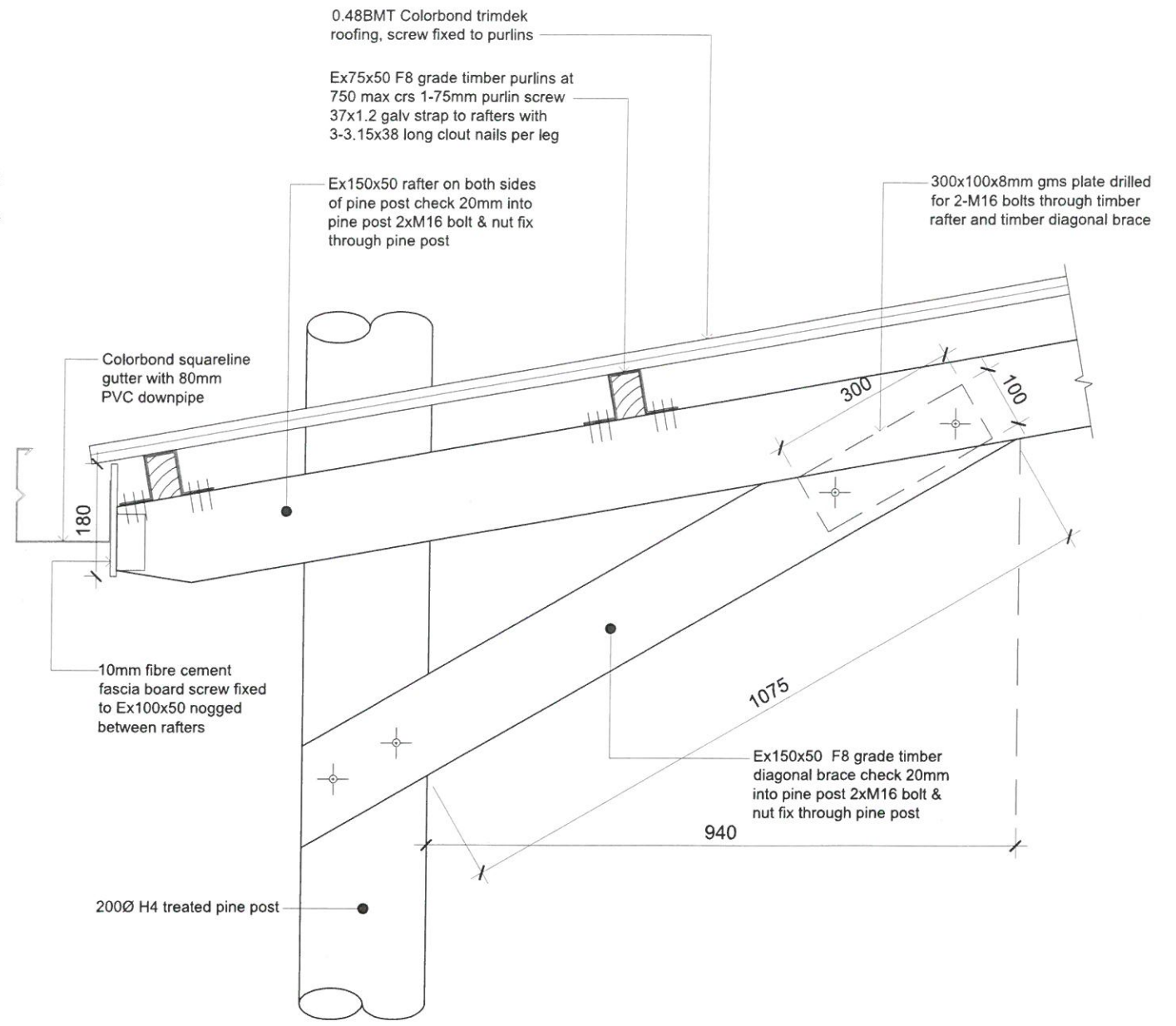
Scale : 1 : 10 Design : JO
 Checked : JO Drawn : vs
 Date : 06 February 2023

REV.	DATE	DESCRIPTION

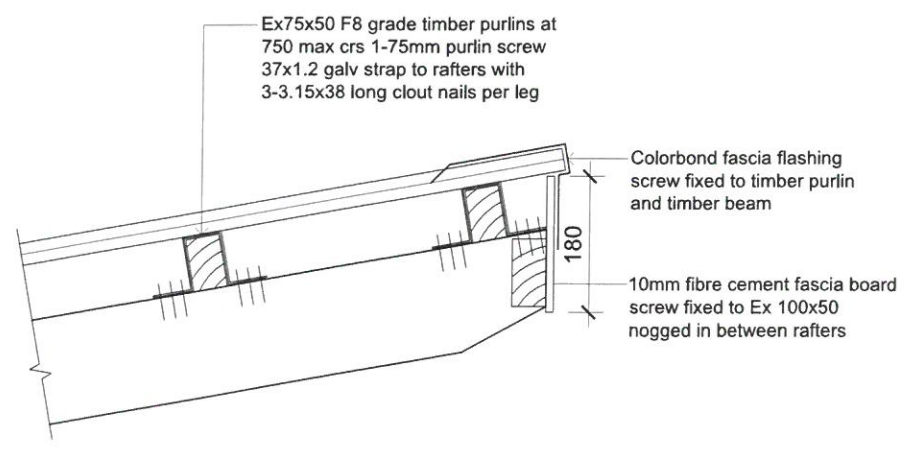
Project No.	Drawing No.	Revision No.
2206	S119	R--



P Roof Detail
Scale: 1:10



Q Roof Detail At Step Up
Scale: 1:10



R Roof Detail
Scale: 1:10

Structures Checked for Safety & Soundness by:
 Krishneel Sanjay Ram of ISOTECT ENGINEERS (FIJI) PTE LTD
 Chartered & Registered Professional Engineer -
 Civil & Structural & Environment (Fiji, Australia & New Zealand)
 B, Tech Civil - India, Dip. in Civil Engg - Fiji, CMEngNZ CPEng IntPE(NZ) / APEC Engineer,
 NIEAust CPEng, NER AREC Engineer IntPE(Aus), MFIE, MASCE, MNSCE, MJSCE & GMIE
 SIGN: [Signature] DATE: 03/03/23

THE CONTRACTOR shall verify all dimensions before commencing any work
 COPYRIGHT - in all drawing specifications and other documents and in the work executed from them remains the property of ORTON ARCHITECTS.
 DIMENSIONS - Confirm all dimensions and profiles with architectural details. Do not scale.

Client :

Architects :

10 Tower Street, Suva, Fiji Island
 PO Box 15734, Suva, Fiji Islands
 o : +679 337 0955
 m : +679 926 5400
 e : jono.orton@gmail.com
 w : www.ortonarchitects.com

Project Title :
Proposed Walkway at SPC Narere Campus

Drawing Title :
Zone A-Construction Details

Scale : 1 : 10 Design : JO
 Checked : JO Drawn : vs
 Date : 06 February 2023

REV.	DATE	DESCRIPTION
Project No.	Drawing No.	Revision No.
2206	S120	R--